

★ STAG PAPER CUT ★

You will need:


■ SCISSORS + A4 PAPER

■ 1. FOLD IN $\frac{1}{2}$ + CUT OUT STAG

- DO NOT OPEN YET -

■ 2. FOLD UP BOTTOM $\frac{1}{3}$ + CUT GRASS

■ 3. UNFOLD + FLATTEN - STICK ON COLOUR CARD OR WINDOW



FIRST FOLD →
AND CUT OUT
STAG

← SECOND FOLD →
AND CUT OUT
GRASS

UNICORN PAPER CUT ~ SCOTLAND'S NATIONAL ANIMAL





CUT AWAY

FOLD N°2

FOLD N°1

FOLD N°3

- 1. FOLD PAPER IN $\frac{1}{2}$ AND CUT OUT UNICORNS
 - 2. FOLD AT LINE N°2 + N°3 - CUT OUT THISTLE + HEART
- IDEAS : MAKE FROM OLD NEWSPAPER OR WRAPPING PAPER



RED SQUIRREL PAPER CUT



YOU WILL NEED:

- SCISSORS
- A4 PAPER - EITHER PRINT THIS OUT OR USE TEMPLATE AGAIN WITH NEWSPAPER, WRAPPING PAPER ETC.


ORDER:

1° TO MAKE PAPER CUT AWAY HERE

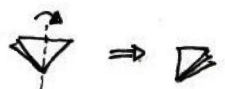
2° FOLD ONE: FOLD PAPER IN $\frac{1}{2}$. CORNER TO CORNER



3° FOLD TWO



4° FOLD THREE



5° CUT AWAY TOP CORNER ON ALL LAYERS




6° ★ CUT OUT SQUIRREL PATTERN ★ CUT AWAY ALL BLACK AREAS


7° CAREFULLY UNFOLD AND ENJOY THE SQUIRRELS PLAYING! WELL DONE!

- IDEAS:
- ★ USE CARD AND MAKE JENCILS
 - ★ FLATTEN UNDER HEAVY BOOKS
 - ★ GLUE PAPER CUT TO COLOUR PAPER BACKGROUND
 - ★ MAKE MORE + STRING TOGETHER TO MAKE BUNTING

★ STICK UP ON YOUR WINDOWS



C. BK 2020



• CUT AWAY TO MAKE SQUIRRE •