

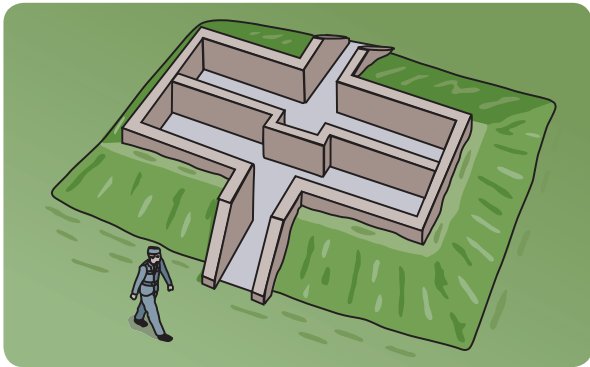
From Hangar 4, walk towards Hangar 3.

## 1 Blast shelter

To the right of the hangar door you will see an angled mound with brick walls built in. This is a blast shelter. RAF personnel would have taken shelter here in the event of an air raid.

They have been filled up since the war to make them safer for visitors. Please don't climb on them!

**Explore the museum site. How many can you find? Use the map on the other side to help you.**

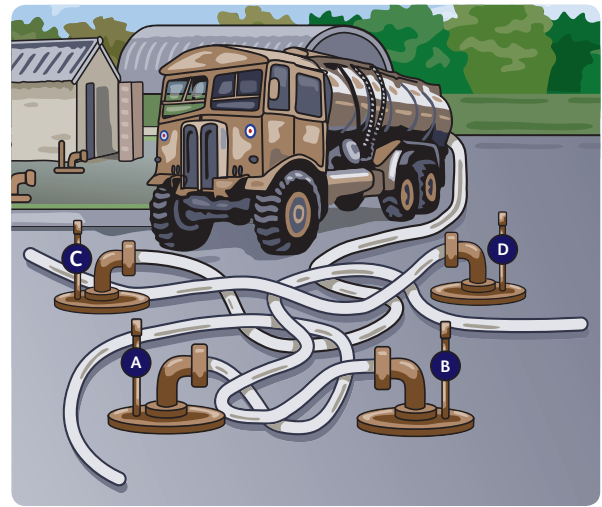


Carefully cross the road and make your way to the building in the middle of the grass.

## 2 Bulk petrol installation

Special tankers called bowsers would have been filled here. Aeroplanes would then be fuelled from them.

**Follow the hoses to find which one is attached to the bowser: \_\_\_\_\_**



Make your way up the grass to the next stop.

## 3 Parachute store

This is where parachutes were dried, checked and repacked. It was important that they were in perfect condition because people's lives depended on them. Look for the slots that let fresh air through the roof.

Parachutes have to be the same on both sides so that they float straight down.

**Draw the other half of the parachute.**



Find the fenced-off area opposite *Fantastic Flight*.

## 4 Static water tank

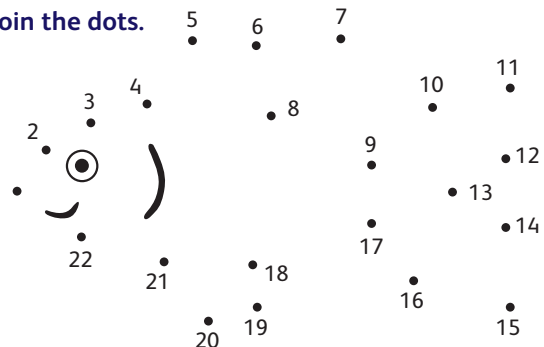
If the water mains had been broken, this would have been used to fight fires caused by accidents or enemy attacks.

**Can you see anything in the water?**

**Rearrange these letters to find out and fill in the missing word below: D-I-S-H-F-L-O-G**

Since the war, this has become home to a population of \_\_\_\_\_

**Join the dots.**



## East Fortune was used by the Royal Air Force (RAF) between 1941 and 1946




This map shows the museum site as it was in 1944, when 2000 people trained and worked here.

Hangars were used for aircraft servicing and maintenance. Between flights, aircraft were stored outside, all over the airfield. Each hangar had a Nissen hut built next to it, used for administration and storing aircraft parts.

The buildings were spread out to limit the damage that could be caused by a possible fire or bomb dropped in an air raid. Blast shelters were positioned all around the base so that engineers and mechanics could continue to work up to the last possible moment before taking cover if bombs started to fall.

The shaded rectangles between Hangar 2 and Hangar 3 show where we think crops were grown during the war.

- 1 Blast shelters 
- 2 Bulk petrol installation
- 3 Parachute store
- 4 Static water tank

