

Welcome

Explore life in the countryside at our museum, historic farmhouse and working farm.

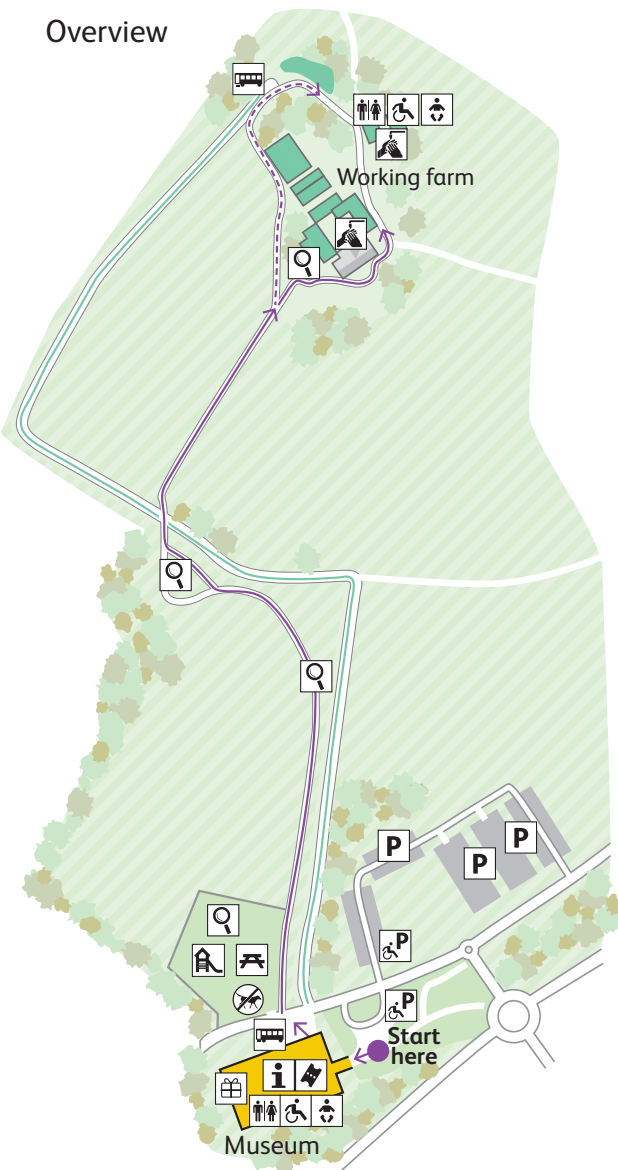
We've made some changes to make your visit safe and enjoyable. Please use this map and read our on-site signage carefully to help you during your visit.

We continue to prioritise the safety of our staff and visitors. For a safe and enjoyable visit, we encourage:

- Face coverings are worn by visitors aged 12 and over
- Please keep your distance from others where possible
- Use the hand sanitiser provided
- Card payments preferred

Any questions? Ask the team and they will be delighted to help.

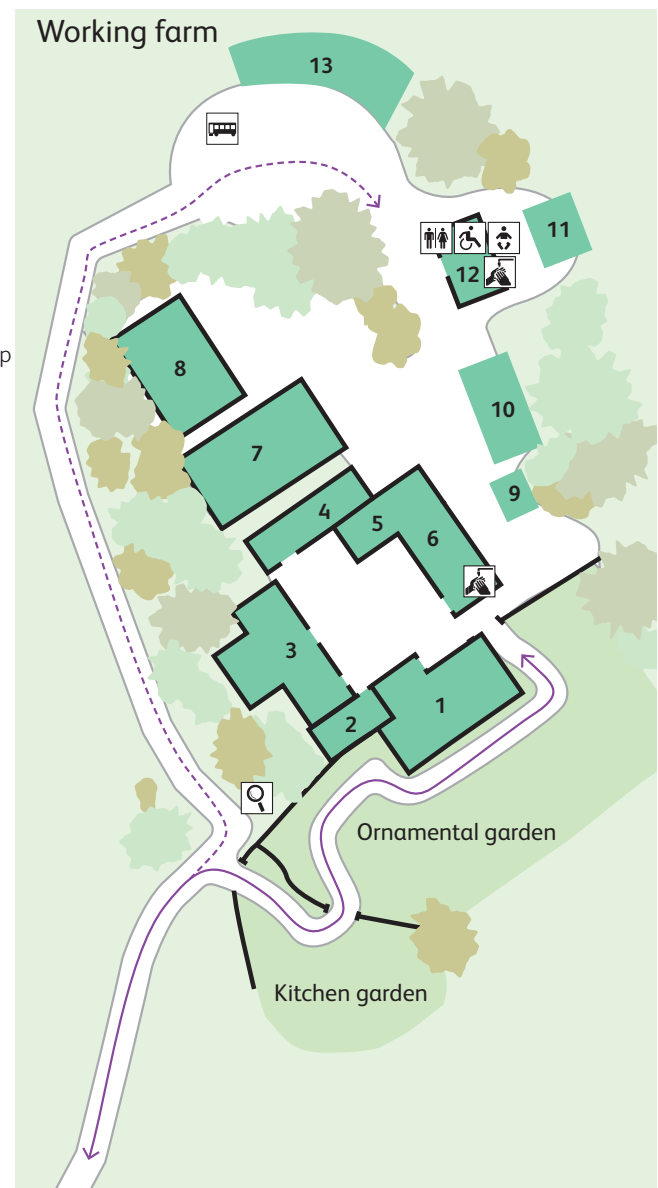
Overview



Key

-  Information
-  Tickets
-  Parking
-  Disabled parking
-  Toilets
-  Toilet, accessible
-  Baby change
-  Hand wash
-  Farm Explorer pick-up
-  Shop
-  Picnic area
-  Play park
-  Magnifying post
-  No dogs
-  Path to/from working farm
-  Accessible path to/from working farm
-  Farm Explorer route
- 1** Farmhouse
- 2** Bothy
- 3** Small byre, stables & gig shed
- 4** Threshing barn
- 5** Dairy
- 6** Milking byre
- 7** Hay shed
- 8** Dutch barn
- 9** Hen house
- 10** Sheep pens
- 11** Pig sty
- 12** Toilets & hand wash
- 13** Pig run

Working farm



Explore life on the farm

Bring your wellies and get ready to enjoy the museum inside and out. Explore the museum galleries (see plan overleaf) then set off for the farm. A walk from the museum to the farm takes about 10 minutes on paths overlooking the fields and hedgerows, or take a ride on our Farm Explorer tractor-trailer (limited places, book at the museum ticket desk).

At the farm steading, look out for our pigs, sheep, hens, cows, Clydesdale horses and resident farm cats. Then visit the Georgian farmhouse. See rooms decorated as they would have been in the 1950s and explore the bothy, outbuildings and kitchen garden.

Inside the museum

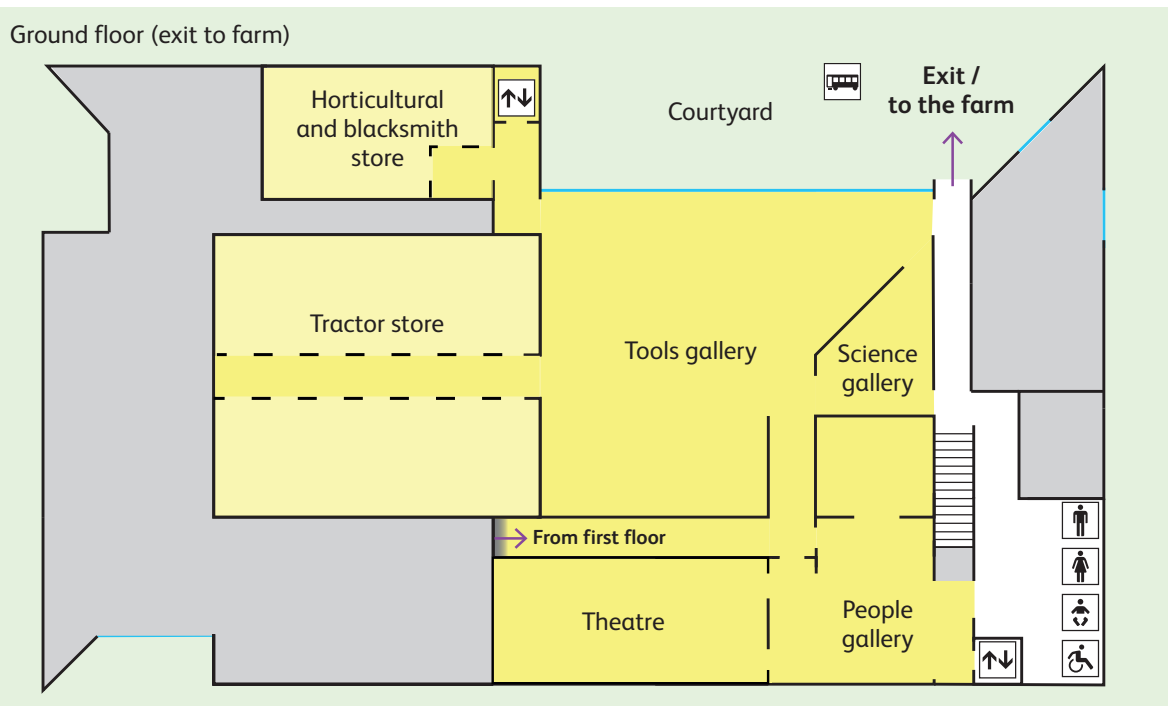
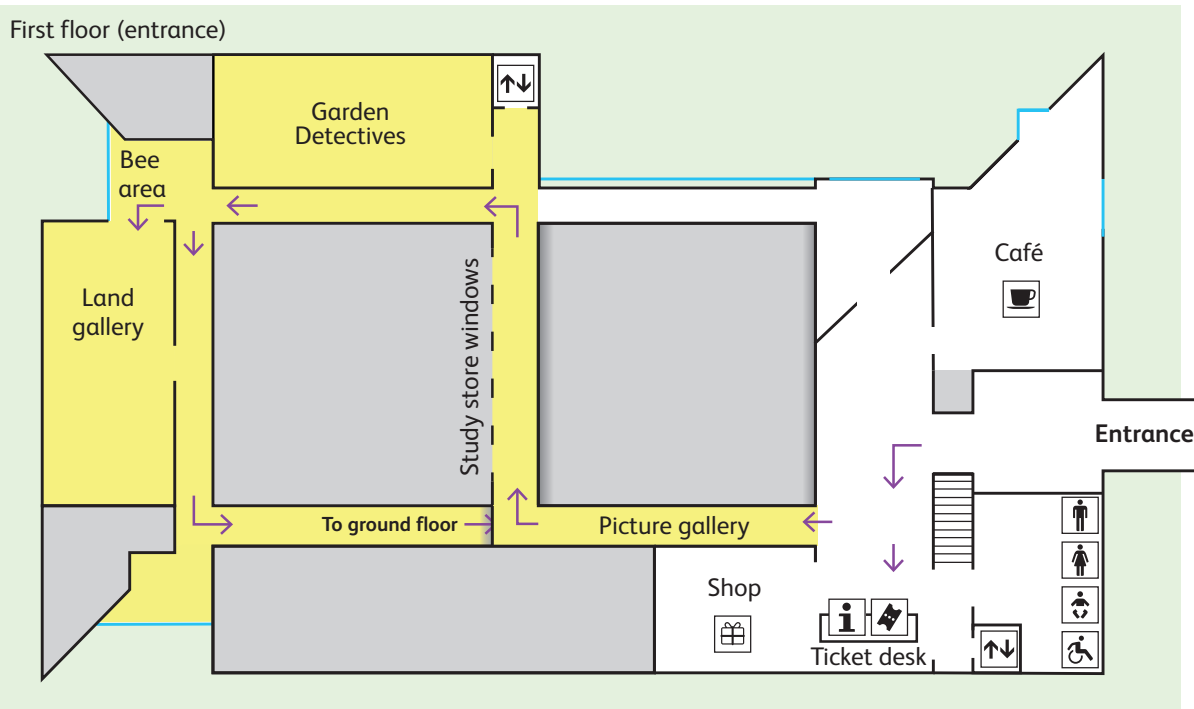
How have rural home life, farming and the landscape changed in 300 years? Visit the museum galleries to uncover the story of Scotland's rural history.

See collections of tools, models and machinery, discover stories of life on the land, and explore the great outdoors in *Garden Detectives*, our interactive family friendly gallery.

Shielings Café is open, serving a full sit-in menu and takeaway options.



Images © Ruth Armstrong Photography



- Key
- Information
 - Tickets
 - Toilets
 - Toilet, accessible
 - Baby change
 - Lift
 - Café
 - Shop
 - Route

Don't miss our family trails with information and activities for all ages. Head off on *Clyde's Museum Adventure* around the galleries or follow the *Willow Sculpture Trail* on a walk to the farm.

Pick-up a trail at the museum entrance or download at nms.ac.uk/rural