

Relaxed Access Evening: Anatomy

Visual Guide

Date: 12 March 2024

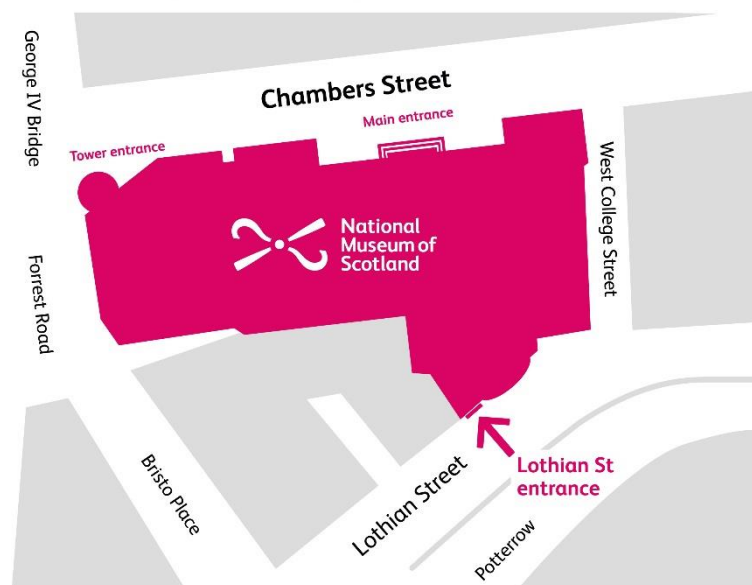
Time: Doors open at 17:15, entry to the exhibition will be from 17:30. The exhibition will close at 19:00.

Location: The Relaxed Access Evening for *Wildlife Photographer of the Year* will take place in the exhibition space on Level 3 of the National Museum of Scotland. **This is the only space that will be open during this event, there won't be the chance to look around the rest of the Museum.**

Entrance: Entry to the Museum is through the **Lothian Street entrance** NOT the main museum entrances. Please be aware the Museum closes and is cleared at 5pm so if you are in the building, you will be asked to leave and will have to re-enter through the back entrance on Lothian Street.

This is a map which shows where the entrance is:

Entrance to this event is through the
Lothian Street Entrance:



The doors look like this:



When you arrive a member of staff will greet you and ask to check your ticket. They may scan the QR code on your ticket to check you in. They can do this from the email on your phone.



You can then wait in the South Atrium until it is time to go up to the exhibition. There is seating available.

There are **toilets**, including an accessible toilet, in the South Atrium. If you need access to a Changing Places toilet, please ask a member of staff.

South Atrium and entrance to the toilets



The South Atrium toilets



The hand dryers are loud but there will be paper towels available to use if you prefer.

A member of museum staff will take you up to the exhibition. It is possible to go via stairs or by lift depending on what you would prefer.




The entrance to *Anatomy: A Matter of Death and Life* looks like this:




You can leave coats and bags at the desk if you would like to. There will also be portable black stools available which you can take to use in the exhibition space.

Visitor Experience staff will be inside the exhibition and can help with questions. Their uniform looks like this:



Here are a selection of pictures to give you an idea of what the exhibition space looks like:



If you would like to view a full visual story for the Wildlife Photographer of the Year exhibition there is one available on our website: nms.ac.uk/media/1169196/wpy-visual-guide-updated-feb-2024.pdf.

There is also a sensory map available: [exhibitionsensorymap_wpy.pdf \(nms.ac.uk\)](https://nms.ac.uk/exhibitionsensorymap_wpy.pdf) – printed copies of this are available to borrow from the exhibition desk.

Please note:

- During this relaxed view all sounds will be turned off
- There is one area of the exhibition which has a content warning and contains images some visitors might find upsetting. Please speak to staff if you have concerns about this.

Sensory adaptations/resources

The exhibition is very dark with dark walls. The photographs are backlit in frames on the wall. Unfortunately, we are unable to change this.

There are three videos and a soundscape in the exhibition, we will turn these off during the Relaxed View.

We will have ear defenders and torches available to borrow. There will also be a quiet space available outside the exhibition, please ask a member of staff if you would like to use this.


Quiet Space

If you need a break from the exhibition we will have a quiet space available on Level 4 of the Museum. A member of staff can show you the way.



Exit

You can leave the exhibition and exit the museum whenever you are ready. The way out looks like this and you will exit the museum via the Lothian Street doors where you entered.



If you have any questions, please contact Lynsey Anderson on l.anderson@nms.ac.uk or 0131 247 4313.