

Toys Trail around the National Museum of Scotland



Practical points for teachers

Ages	Primary 1-5 (age 4-9)
Duration	50 mins approx.
Location	Scotland galleries: Levels -1, 1, 4, 5, 6

This trail is for pupils in Primary 1-5 (age 4-9) and is designed to be led by adults.

The full trail will take approximately 50 minutes.

The trail will involve moving between levels -1, 1, 4, 5, and 6, all in the Scotland galleries of the museum. You can access all these areas using the lifts and stairs.

Each group should take a map with them to help them find the galleries and directions to each object can be found on each object trail sheet. The Scotland galleries are marked in blue on the map.

Toilets can be found on levels -1, 1, 2, and 3. Please be aware there are no toilets on levels 4, 5 and 6 of the Scotland galleries.

We recommend printing out this trail before your visit, double sided (with pages flipping on the short side during printing), with the photo on one side, and the text on the reverse.

You can book our Victorians handling box to use free of charge during your visit. It must be booked beforehand on schools@nms.ac.uk or phone 0131 247 4041. The handling box can be found on Level 5, in the Industry and Empire Gallery, next to the case about street toys.

Please feel free to use this resource to create your own activity sheets for children to use on the trail. You can also bring drawing materials with you, although please note that we only allow pencils to be used in the museum.

The trail contains 13 different toys and games for classes to find. The aim of the trail is for pupils to look at the photograph first, find out what they're going to be looking for, then once they find it, answer some questions about it. Some of the questions have answers, which we've provided, others are for discussion. On each sheet of paper, the picture of the object will be on one side, and some questions, the answers in brackets, and extra information on the other side.

We recommend that you start the trail with your whole class together in Hawthornden Court on Level 1, then split into groups and complete the trail finding all the objects, or choose some to find by theme or location. If you're not finding the toys in order, then you'll need to use the map for directions, as the directions on each sheet guide you from one object to the next.

How to use our Toys Trail

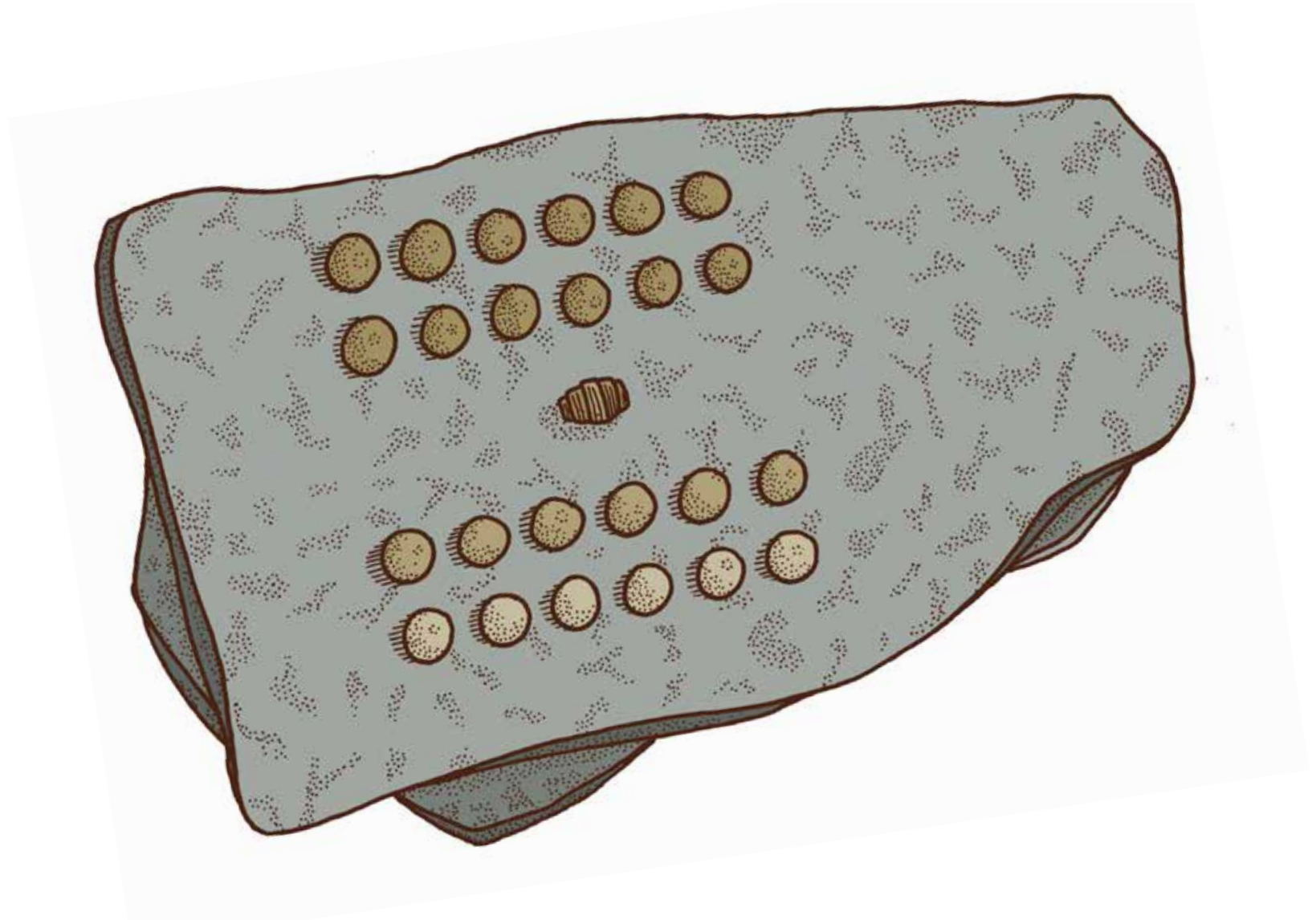
The trail contains 13 different toys and games for classes to find. The aim of the trail is for pupils to look at the photograph first, find out what they're going to be looking for, then once they find it, answer some questions about it. Some of the questions have answers, which we've provided, others are for discussion. On each sheet of paper, the picture of the object will be on one side, and some questions, the answers in brackets, and extra information on the other side.

We recommend that you start the trail with your whole class together in Hawthornden Court on Level 1, then split into groups and complete the trail finding all the objects, or choose some to find by theme or location. If you're not finding the toys in order, then you'll need to use the map for directions, as the directions on each sheet guide you from one object to the next.

Toys by Theme	(page no)
Transport	Steam locomotive (12) , boats (14)
Early People	Viking Game (4) , Unusual Objects (6)
Board Games	Board Game (8) , Lewis Chessmen (10)
Old Street Toys and Games	Doll (16) , Cup and Ball (18) , Hoop and Stick (20)
When Gran Was A Girl	Old Television (22) , Record Player (24)
Hobbies	Ballet Shoes (26) , Books and Comics (28)

Toys by Location	(page no)
Early People Gallery, Level -1	Viking Game (4) , Unusual objects (6)
Kingdom of the Scots, Level 1	Board game (8) , Lewis Chessmen (10)
Industry and Empire, Level 4	Steam locomotive (12) , boats (14)
Industry and Empire, Level 5	Doll (16) , Cup and Ball (18) , Hoop and Stick (20)
A Changing Nation, level 6	Old Television (22) , Record Player (24) , Ballet shoes (26) , Books and comics

Can you find the Viking game?



Find Me In:

Level -1

Early People gallery

From Hawthornden Court, you can either take the lift or the stairs down to level -1. Once downstairs; take the small set of stairs into the lower Early People gallery. Look for the Viking grave, beyond the metal sculptures of people.

Can you find the Viking game?

Is this a new or an old toy?

Who do you think played this game? *Vikings*

What do you think these balls are made from? *Bone*

How do you think this game was played?


Do you play any similar games?

Extra Information

The Vikings had a special name for this game called 'Hnefetafl', (pronounced Nef-uh-tah-full).

Archaeologists have many different ideas on how this game was played, some think it was a game like chess; what do you think?

Can you find these unusual objects?



Find Me In:

Level -1

Early People gallery

From the Viking grave, turn around and follow the corridor behind you, down the slope. Once into the circular gallery, look carefully at the cases on your left for these unusual objects

Can you find these unusual objects?

Is this a new or an old object?

What do you think these balls are made from? *Stone*

Do you think they were toys? What do you think they would have been used for?

Extra Information

Archeologists don't know exactly what these objects were used for, they might have been toys or used in special ceremonies.

Object number 13 was found in a place called Towie, can you see any patterns on it?

All these objects were found in the Highlands and Islands of Scotland.

Can you find the board game?



Find Me In:

Level 1

Kingdom of Scots

Go to Hawthornden Court. Turn into the Kingdom of the Scots gallery and walk through the arch and turn right towards the cannons. Once you have reached the cannons look into the case on your right.

Can you find the board game?

How many dice are there? *2 gold dice*

Who do you think played with this game?

Look carefully at the board, what is it made from? *A wealthy person, silver*

Have you ever played this game before?

What board games do you play?

Extra Information

There are two gold dice and the board is made from silver. The gold and silver tells us it was very valuable and must have been bought by a wealthy person.

This board was a gift to Mary Seaton by Mary Queen of Scots. She was one of

the Queen's attendants. (An attendant is someone who helps to look after the Queen).

This board can be used to play backgammon, nine men morris, draughts and chess.

Can you find the Lewis Chessmen?



Find Me In:

Level 1

Kingdom of Scots

From the board game, turn to your right, can you see the harp? Find the Lewis Chessmen hiding behind the harp.

These chess figures all look different; who do you think they might be?
The figures are a king, queen, bishop, knight on a horse and a warder; a warder has a shield and is like a rook in the game of chess.

How many chess pieces are there? *10*

What are the pieces made from? *Walrus ivory*

Who do you think played with this game? *Vikings or a travelling merchant*


Have you ever played chess before?

Extra Information

Historians believe that the pieces belonged to a merchant travelling from Norway to Ireland. about AD 1150-1200 so Vikings might have played with them.

These chessmen were found on the Isle of Lewis, Outer Hebrides, Scotland and were probably made in Scandinavia

Can you find
this train?



Find Me In:

Level 4

Industry and Empire

From the Lewis Chessmen turn to your right and walk straight down the corridor, turn right and then take the spiral stairs, to the top, onto Level 4, Industry and Empire.

Can you see the black steam train?

How many trains are in this gallery? **6**

What are the trains made from? *Metal and wood*

What colour is the Ellesmere steam locomotive? *Black and red*

Do you play with train sets at home?

Do you think your mum or dad played with train sets when they were young?


Extra Information

Press the big red buttons underneath the train models to see them in action!

The Ellesmere steam locomotive in the centre of the gallery was built by Hawthorns and Co. of Leith in 1861.

There is stair seating in front of the Ellesmere steam locomotive – perfect for doing a drawing or having a rest!

Can you find the boats?



Find Me In:

Level 4

Industry and Empire

In the same gallery as the trains, you will find the steam boats.

Can you find the boats?

How many boats are in this gallery? **6**

What are the boats made from? *Wood and metal*

Are these boats toys?

Do you play with toy boats at home? What differences are there to these boats?

Imagine you were on a boat; where is it travelling to? What sounds can you hear?

Extra Information

Look closely round the gallery can you find the Bell Rock Lighthouse model which was built in 1822?

Can you spot the different rooms inside the lighthouse?

There is stair seating in this gallery (in front of the Ellesmere steam locomotive) – perfect for doing a drawing or having a rest!

Can you find the doll?



Old Street Toys and Games

Find Me In:

Level 5

Industry and Empire

From level 4, take the stairs next to the large steam train up to level 5. Then take a left and follow the path round to the other side of the gallery. Continue straight until you find the 'Cottage Range' to the right hand side. In the corner behind the wooden seats you can find a case of old street toys including the doll.

Can you find the doll?

What is the doll made from? *Twine*

Does this look like a new or an old doll?

This is a home-made toy; do you make any of your toys at home?

Who do you think might have played with this toy?

Extra Information

This doll was handmade by a mother and her children in Shetland.

Dolls in Victorian times could be bought but many were expensive to buy with china faces and hands.

Our Victorians handling box is also located here next to the old street toys case. The handling box is free to use during your visit but sessions should be pre-booked in advance.

Can you find the cup and ball?



Old Street Toys and Games

Find Me In:

Level 5

Industry and Empire

In the same case as the doll.

Can you find the cup and ball?

What is this toy made from? *Wood and string*

How would you play with this toy?

Throw the ball in the air and try to catch it in the cup

This is a home-made toy; what else could you use to make this toy?

Do you play with any similar toys?

Extra Information

Homemade cup and ball from 1845–1847.

There are also other toys and games in this case made out of wood, can you find the home-made flutes (known as ‘Skeetie Trumps’), a table croquet set, pair of skates and golf clubs?

Can you find the hoop and stick?



Old Street Toys and Games

Find Me In:

Level 5

Industry and Empire

In the same case as the doll and the cup and ball.

Can you find the hoop and stick?

What is this toy made from? *Metal*

How would you play with this toy?

The aim of the game is to roll the hoop along the ground as fast as possible, pushing it with the stick as you go.

Is this a push or pull toy?

What street games do you play outdoors?

Extra Information


The scots name for a hoop and stick is 'gird and cleek'

It is from Fisherrow, Musselburgh in East Lothian.

You can also see some items from an old school in the next case along

on your right, including a school certificate, medals, slate board and box of slate pencils, copybook, sample of needlework, and a leather tawse used for belting children as a form of corporal punishment in the classroom.

Can you find the old television?



Find Me In:

Level 6

A Changing Nation

From the toys case, head back up the corridor and take the orange staircase to Level 6, Scotland: A Changing Nation. Turn right at the top of the stairs, past the chicken laying eggs. Then turn left and walk straight through the gallery until you find the old television.

Can you find the old television?

What is this object made from? *Bakelite, a very early plastic*

How many channels do you think this television would have? *1*

Do you think this would be a colour television? *No, black and white*

What differences are there between this television and your television at home?

Do you think your gran would have had a television like this?

Extra Information

This television is made from Bakelite, a very early plastic made in 1907.

When our current Queen was crowned in 1953 over 60 years ago, many people bought their first TV.

This TV would have been black and white and you would only be able to watch 1 channel.

You changed the channels by turning the dials on the front. There was no remote control!

Can you find the record player?



Find Me In:

Level 6

A Changing Nation

In the same case as the old television.

Can you find the record player?

What does a record player do? *Plays music*

What do we use today to play music? What differences can you see?

Do you think your gran would have had a record player like this?

What music do you like listening to?

Extra Information

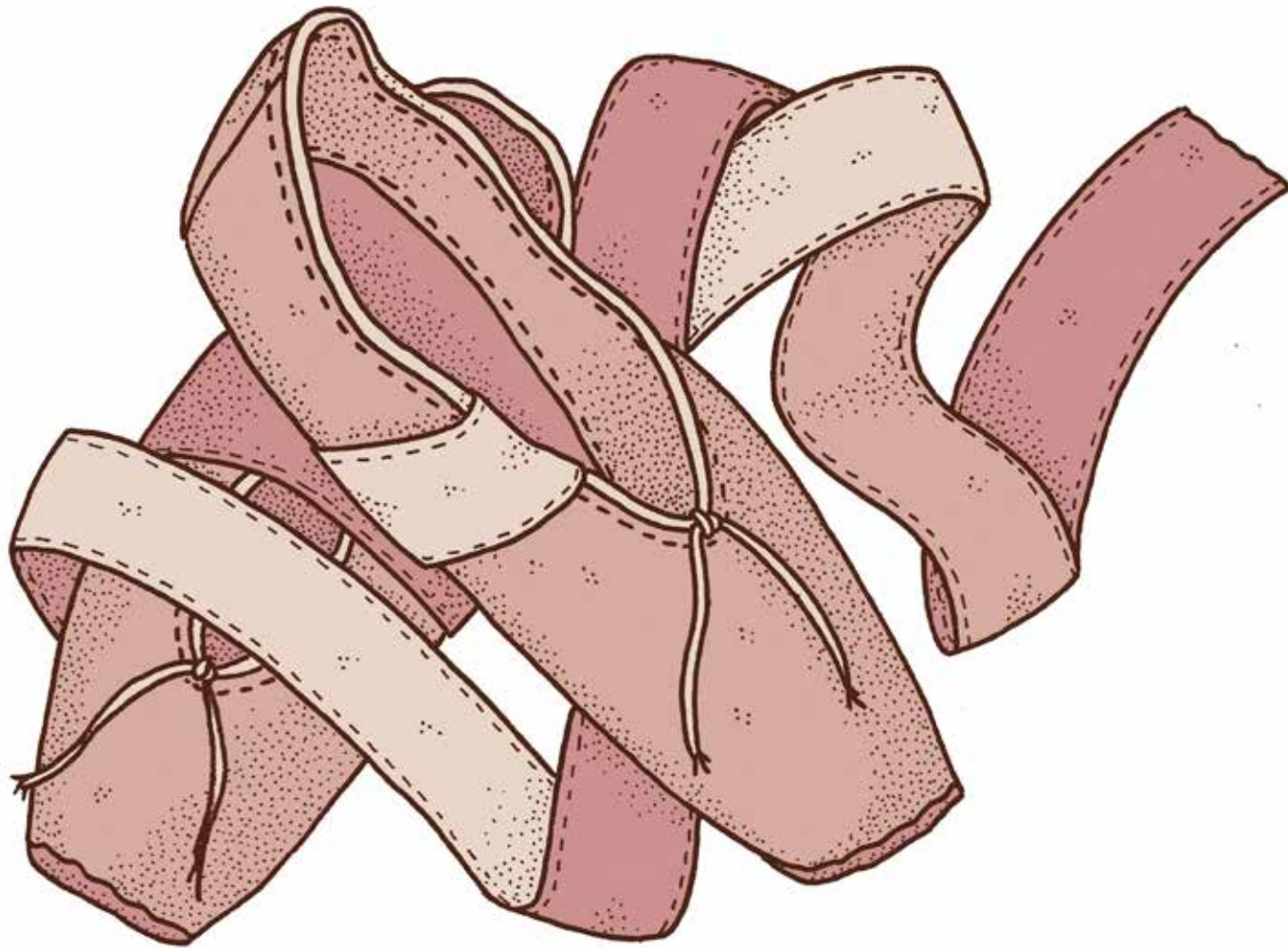
Older models were called a Gramophone.

To play music, you would lift the arm, on the right, onto the record and place it very delicately down on the very outside circle of the record. The record would be spinning already and the music would start to play once the needle touched

the record. The needle would move from the outside of the record, round and round, until it reached the inside. Then, to play more songs, you'd need to turn the record over and start again!

You can also see a selection of records on display here.

Can you find the ballet shoes?



Find Me In:

Level 6

A Changing Nation

From the old television, turn around and look back down the gallery. The ballet shoes are at the far away end of the case on your left.

Can you find the ballet shoes?

What do you use these shoes for? *Ballet dancing*

What music do you like to dance to?

Why does the toe of the ballet shoes look different to your shoes?

It helps ballet dancers stand on their tiptoes

What active hobbies do you have?

Extra Information


These shoes belonged to Moira Shearer, a beautiful Scottish ballerina and star of the 'Red Shoes' in 1948.

In this case, you can also see a stage costume worn by Lulu, a famous singer and entertainer. She wore this costume to perform 'Relight My Fire' with the

band Take That. You might have seen her performing at the Commonwealth Games Closing ceremony in Glasgow!

There is also the bust of Hamish Henderson (1919-2002), a famous folklorist, and songwriter. Do you like writing songs or poems?

Can you find the books and comics?



Find Me In:

Level 6

A Changing Nation

In the same case as the ballet shoes.

Can you find the books and comics?

Have a look at the front cover of the Harry Potter books, what do you notice?
These books are written in Chinese and Latin

Do you know who the main characters are in the comics and books?
Harry Potter and the comic book character is Oor Wullie

What's your favourite story?

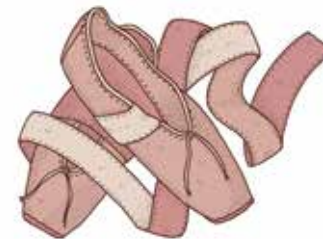


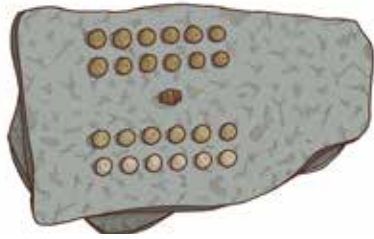
Extra Information

These Harry Potter books are actually written in Chinese and Latin. You can also see J.K. Rowling's (Author) signature on the front cover. The Harry Potter books have been translated into over 60 languages.

J.K. Rowling wrote the Harry Potter stories in many cafes across Edinburgh including 'The Elephant House' near this Museum.

If you have time, the 'Jeely Piece' song is written in Scots on the back wall of this gallery.

How many toys and games did you find?



Which object was your favourite? Why?

From Level 6 to go back to Hawthornden Court on Level 1, go back down the stairs to Level 5 and then follow the curved staircase on the left down to Level 1.

After Your Visit

We hope you enjoyed the toy trail and would love to have your feedback.

Please email us your thoughts on **schools@nms.ac.uk**

You can also write to us:

Learning and Programmes, National Museums Scotland, Chambers Street, Edinburgh EH1 1JF

You can continue the fun in class or at home by accessing the 'things to make and do' section of our website:

www.nms.ac.uk/explore/play/things-to-make/

Follow up activities include:

- Make your own animal mask
- Design a dinosaur pet
- Make your own Lewis Chessmen
- How to make Viking bread
- How to draw a mammoth

You can also continue learning using a variety of games on our website including activities such as building a Roman fort and exploring an Ancient Egyptian tomb:

www.nms.ac.uk/explore/play/