

# Bonnie Prince Charlie and the Jacobites

## Teacher & Adult Helper Notes

### Contents

- 1 Visiting the Exhibition
- 2 The Exhibition
- 3 Answers to the Trail
  - Page 1 – Family Tree
  - Page 2 – 1689 (James VII and II)
  - Page 3 – 1708 (James VIII and III)
  - Page 4 – 1745 (Bonnie Prince Charlie)
- 4 After your visit
- 5 Additional Resources



# Introduction

## Explore the real story of Prince Charles Edward Stuart, better known as Bonnie Prince Charlie, and the rise and fall of the Jacobites.

Step into the world of the Royal House of Stuart, **one** dynasty divided into **two** courts by religion, politics and war, each fighting for the throne of the **three** kingdoms of Scotland, England and Ireland. Discover how **four** Jacobite kings became pawns in a much wider European political game. And follow the Jacobites' fight to regain their lost kingdoms through **five** challenges to the throne, the last ending in crushing defeat at the Battle of Culloden and Bonnie Prince Charlie's escape to the Isle of Skye and onwards to Europe.

The schools trail will help your class explore the exhibition and the Jacobite story through three key players: James VII and II, James VIII and III and Bonnie Prince Charlie.

## 1. Visiting the Exhibition

*(Please share this information with your adult helpers)*

### Important information

- Food and drink is not permitted
- Photography is not allowed
- When completing the trail, ensure pupils use a pencil
- You will enter and exit via different doors. Please exit via the door at the end of the exhibition to assist with visitor flow.
- We recommend you answer page 1 of the trail together as a class, then split into three groups and send each group to a different section (year) within the exhibition to work on one of the pages.
- You will either have 45mins or 60mins in the exhibition – this will be confirmed on your confirmation – **please adhere to your time slot.**

Page	Character	Year	Exhibition sections
1	N/A	N/A	The Stuart Dynasty and the Union of the Crowns
2	James VII and II	1688	Dynasty restored, Dynasty divided, A court in exile
3	James VIII and III	1708-1715	The challenges of James VIII and III, All roads lead to Rome
4	Bonnie Prince Charlie	1745	Bonnie Prince Charlie and the final Jacobite challenge

### Example order

Group 1	Page 1, Page 2, Page 3, Page 4
Group 2	Page 1, Page 3, Page 4, Page 2
Group 3	Page 1, Page 4, Page 2, Page 3

### Timings – 60mins

Intro & Page 1 = **10 mins**

Page 2–4 = **15 mins each**

5 mins for changeovers

### Timings – 45mins

Intro and Page 1 = 10mins

Page 2–4 = **10 mins each**

5 mins for changeovers

### Tips

- The 'can you spot' activity at the bottom of page 3 (looking for roses, oak leaves/acorns and sunflowers) can be used throughout your visit – there are lots in the exhibition.
- If you are running short of time, the final activity with the Jacobite and Government soldiers can be completed back at school.

## 2. The Exhibition

The exhibition works around in chronological order and features information about the five Jacobite challenges: 1689, 1708, 1715, 1719 and 1745. There are hanging banners which include the years of the challenges and the names of the reigning monarch and the exiled Jacobite monarchs/Princes. There are three short films in the exhibition.

It is divided into 9 areas (each area has different coloured walls):

1. **Bonnie Prince Charlie and the Jacobites:** Introductory area with a painting of Bonnie Prince Charlie at Holyroodhouse and the Skye Boat Song playing.
2. **The Stuart dynasty and the Union of the Crowns:** Includes the family tree of the Stuart dynasty and the 1603 Union of the Crowns under James VI and I. Introduces the themes of monarchy, faith and power and the civil war and execution of Charles I.
3. **Dynasty restored:** Provides information on the restoration of the monarchy under Charles II. Introduces the ideas of religious (Protestant/Catholic) unrest following the accession of James VII and II, a Catholic, to the throne.
4. **Dynasty divided:** Tells the story of James VII and II's exile to France and replacement by his daughter Mary and her husband (and cousin) William of Orange. The country was divided into Jacobites (supporters of James) and Williamites (supporter of William and Mary). Includes the story of the Massacre of Glencoe. Features the 1689 challenge.
5. **A court in exile:** Explores the Stuart court and royal household in exile at Saint-Germain-en-Laye in France and the death of James VII and II.  
*Film about the court in France.*
6. **The challenges of James VIII and III:** Introduces the 1707 Union and looks at the three Jacobite challenges of James VIII and III (1708, 1715 and 1719). Introduces the 1704 Acts of Settlement and Security which led to the succession of the Protestant Hanoverians. Timeline around the wall.
7. **All roads lead to Rome:** Explores James VIII and III's time in Rome at the Palazzo del Re (Palace of the King) and the birth of Prince Charles and Prince Henry. Features some highlight objects - Bonnie Prince Charlie's targe and travelling canteen.
8. **Bonnie Prince Charlie and the final Jacobite challenge:** Tells the story of the 1745 challenge from the arrival of Bonnie Prince Charlie in Scotland to the Battle of Culloden in April 1746. Includes the Battle of Prestonpans, the court at the Palace of Holyroodhouse, the march south to Derby, and Bonnie Prince Charlie's escape.  
*Film about Bonnie Prince Charlie in Edinburgh and at Holyroodhouse.*  
*Film about the Battle of Culloden.*
9. **Kings over the water:** Discusses Bonnie Prince Charlie's return to Rome and his and his brother Henry's life (and death) following the failure of 1745.

### The Family Tree – additional information

The exhibition starts with a family tree of the Stuart dynasty from James VI and I and the Union of the Crowns in 1603. There are a few key points to bear in mind when looking at the tree:

- In 1603, James VI of Scotland also became King of England following the death of Elizabeth I in 1603. After this monarchs sometimes had two Roman numerals following their name, one for the Scottish crown and one for the English crown: e.g. James VI and I was the sixth King James of Scotland but only the first James to be King of England.
- The family tree includes the years each person was alive with the years of their reign as King/Queen below. For the Jacobite Kings (those claiming the thrones while abroad) it includes the word 'Jacobite' – everyone who believed themselves the rightful King or Queen is referred to with this title throughout the exhibition.
- Some portraits are backlit – these are the key people focused on in the exhibition.
- Exiled monarchs were often referred to by different names/ nicknames:
  - James Francis Edward Stuart was known as James VIII and III but also as 'The Old Pretender'
  - Charles Edward Stuart was also called Bonnie Prince Charlie and 'The Young Pretender'

### 3. Answers to the Trail

The trail begins with part of a watch found at the Battle of Prestonpans in 1745. It will transport your class back through time to meet three important characters in the Jacobite story. (You can find the object in the Bonnie Prince Charlie and the final Jacobite challenge area in the Prestonpans case next to the AV.)

#### Page 1 – Family Tree

- I became King of Scotland, England and Ireland in 1685
- I was made to give up my throne in 1688
- I went to France and set up court at Saint-Germain-en-Laye



I am **James VII and II**

- I was born on 10 June 1688
- Some people called me the Old Pretender
- My court was at the Palazzo de Re in Rome, Italy



I am **James VIII and III**

- I was born in 1720
- I led the Jacobite challenge in 1745
- I had many names including the Young Pretender



I am **Prince Charles Edward Stuart (Bonnie Prince Charlie)**

#### Page 2 – 1689 (James VII and II)

Look closely at the helmet.  
*Which two animals can you see?*

- Unicorn**
- Lion**

*What is it called?*

**The Order of the Thistle**




#### Page 3 – 1708 (James VIII and III)

- 1707 The **UNION** of Parliaments
- 1708 I attempt to land in Scotland to regain my crown but am forced to go back to **FRANCE**
- 1714 Queen **ANNE** dies and **GEORGE I** is crowned.
- 1715 Battle of **PRESTON**
- 1715 Battle of **SHERIFFMUIR**

*Find the portrait of him when he was five. What is he pointing at?*

**Prince of Wales's feathers with a crown** – it showed his claim to the crown of the three kingdoms. The feathers were the symbol for the Prince of Wales, heir to the throne.

*Find this targe (Jacobite shield). It was a present for Bonnie Prince Charlie.*



Children choose a symbol to draw from the targe. They are as follows:

Symbol	Meaning
Medusa head	Protector or guardian
Flags with Thistles	Stuart claim to the throne
Thistle and crown	Ancient badge of Scotland
Sunflowers	Loyalty and head of sunflower follows the sun
Bundles of sticks	Strength in numbers
Cartouches (an oval with a horizontal line at one end) with emblems	Jacobite victory

List three of the materials used to make the targe.

There are four possible answers:

1. Wood
2. Pigskin
3. Silver mounts
4. Jaguar skin

For the 'Can you spot' activity at the foot of page 3, there are a number of these symbols used throughout the exhibition. Look on objects such as the frames of portraits or the Jacobite glasses at the end of the exhibition.

The secret symbols had different meanings including:

**Roses** - One rose represents exiled King James, one rose bud represents Bonnie Prince Charlie, and two rose buds represent Bonnie Prince Charlie and his brother Prince Henry Benedict.

**Sunflowers** – These represent loyalty. The head of the sunflower follows the sun, which represents the monarch.

**Oak leaves and acorns** – These represent restoration and regeneration and were used during Charles II's time.

---

## Page 4 – 1745 (Bonnie Prince Charlie)

Can you spot three differences between this portrait and the others?

(The question is asking the pupils to compare miniature number 3 with the others in the case. In number 3 Charles is represented as a Scottish gentleman, in the others he is shown as the Prince.)

Answers can include:

1. tartan clothing in colour versus clothing in black and white.
2. Order of the Garter versus no garter.
3. Blue sash versus no sash.
4. Hat with white cockade versus no hat.

The drawings of the Jacobite and Government soldier should have as follows


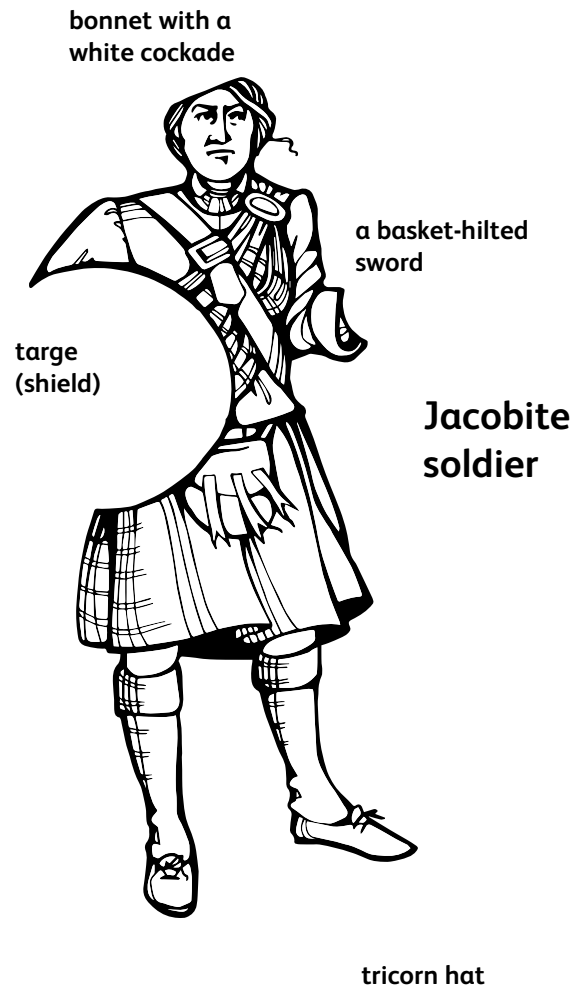
Jacobite soldier:

**targe (shield),  
bonnet with a white cockade,  
a basket sword**

Government soldier:

**tricorn hat,  
musket**

The final watch (belonging to Bonnie Prince Charlie) is number 8 in the first case of the 'Kings over the water' section.



## 4. After your visit

There are lots of activities you can do back in the classroom, inspired by Bonnie Prince Charlie and the Jacobites.

### Art activities

- Design and make your own targe (Jacobite shield) - you can search our collections online to see some examples: <http://www.nms.ac.uk/explore/search-our-collections/>
- Make a white cockade as shown throughout the exhibition <http://www.jacobites.org.uk/ipad/docs/Cockade.pdf>
- Design a wanted poster for Bonnie Prince Charlie – following the Battle of Culloden, the Government put a £30,000 price on his head
- In groups, create artwork featuring hidden Jacobite symbols (such as those shown in the exhibition) and see how many other people can spot

### Literacy activities

- The exhibition includes a Jacobite diary written on a pack of cards. Write a diary imagining what it would have been like to fight as a Jacobite at the Battle of Culloden and then have to flee and go into hiding
- Write a news report on an aspect of the 1745–6 challenge for example:
  - The arrival of Bonnie Prince Charlie in Scotland and the raising of the standard
  - The Jacobite victory at Prestonpans
  - The retreat North from Derby
  - The Battle of Culloden
- There are lots of Scottish songs written about the Jacobite challenges which can be used to learn the stories of the Jacobites and to find out Scottish words. Some good examples are:
  - The Skye Boat Song (as heard in the exhibition): [http://www.rampantscotland.com/songs/blsongs\\_skye.htm](http://www.rampantscotland.com/songs/blsongs_skye.htm)
  - Johnnie Cope which tells the story of the Battle of Prestonpans: [http://www.rampantscotland.com/songs/blsongs\\_cope.htm](http://www.rampantscotland.com/songs/blsongs_cope.htm)
  - Wha' Wadna Fecht for Charlie: [http://www.traditioninaction.org/Cultural/Music\\_P\\_files/P003\\_Charlie.htm](http://www.traditioninaction.org/Cultural/Music_P_files/P003_Charlie.htm)
  - Agus Hò Mhòrag - a Jacobite praise song in which Bonnie Prince Charlie is given the secret code name of Morag. All of the clan chiefs who will fight for the Prince are named. <http://www.tobarandualchais.co.uk/gd/fullrecord/94100/22>
  - Mo Rùn Geal Òg - a song in which a young widow laments the death of her husband who was killed at the Battle of Culloden. <http://www.tobarandualchais.co.uk/gd/fullrecord/101566/16>
  - O Gur Mise a Tha Air Mo Chràdh - a song about Culloden, told by a soldier who fought in the battle. <http://www.tobarandualchais.co.uk/gd/fullrecord/76181/6>

Your class could write their own song about an interesting event in Jacobite history.

- Hold a debate with your class. Split the class into groups and give each group a member of the Stuart family with a claim to the throne – ask them to use the family tree and research to make a case for their monarch.

### Numeracy activities

- Map the route of Bonnie Prince Charlie's journey from arrival in Scotland, down to Derby and back up to Inverness. Work out how far they travelled, over which period of time, and compare this to the time pupils take to walk a certain distance. You could link this into your Daily Mile activities.

## 5. Additional Resources

You can find a range of resources about the exhibition including images of the objects and blog posts by our staff online: [www.nms.ac.uk/jacobites](http://www.nms.ac.uk/jacobites)

### Gaelic Translations

Tha eadar-theangachadh teacsa nam prìomh-phanailean airson taisbeanadh a' Phrionnsa Teàrlach agus nan Seumasach san sgrìobhainn seo:

#### Am Prionnsa Teàrlach agus na Seumasaich

This document contains the Gaelic translations of the text for the main panels in the exhibition Bonnie Prince Charlie and the Jacobites:

[www.nms.ac.uk/media/1154813/gaelic-jacobiteslabels.pdf](http://www.nms.ac.uk/media/1154813/gaelic-jacobiteslabels.pdf)

### Jacobite Trail

Discover 26 of Scotland's famous Jacobite sites, some of the country's best historic places and more about the exhibition [www.jacobitetrail.co.uk](http://www.jacobitetrail.co.uk)

### Secret Jacobite Symbols

Culloden Battlefield – The Secret Symbols of the Jacobites <https://cullodenbattlefield.wordpress.com/2015/07/31/the-secret-symbols-of-the-jacobites/>

Secret Codes – The 1715 Jacobite Challenge – The National Library of Scotland <http://digital.nls.uk/1715-rising/secret-codes/index.html>

### History of Jacobite Challenges

An overview of the history of the Jacobite Challenges with suggestions of places to explore and activity ideas. <https://www.historicenvironment.scot/archives-and-research/publications/publication/?publicationId=e0421ff0-aaaa-471e-82f6-a5860105e028>

### Jacobite Quiz for Edinburgh Castle

A Jacobite themed quiz to support an exploration of Edinburgh Castle and its connections to the Jacobite Challenges. <https://www.historicenvironment.scot/archives-and-research/publications/publication/?publicationId=17d646a1-b35b-433a-b3db-a7cb00d9a73c>

## 6 Questions or feedback?

If you have any questions, comments or feedback, please get in touch with us. We'd also love to see any work your class produces after visiting the exhibition:

[schools@nms.ac.uk](mailto:schools@nms.ac.uk) @NtlMuseumsScot #Jacobites?