

Working farm and farmhouse



- 1 Farmhouse
- 2 Bothy
- 3 Small byre, stables and gig shed
- 4 Threshing barn
- 5 Dairy
- 6 Milking byre and viewing platform
- 7 Hay shed
- 8 Dutch barn
- 9 Hen house
- 10 Sheep pens
- 11 Pig sty
- 12 Toilets and hand wash area
- 13 Pig run
- Footpath to farm
- Accessible path to farm



Farmhouse and ornamental garden



Stables

Experience the sights, sounds and smells of our 1950s working farm. Look out for our pigs, sheep, hens, Clydesdale horses, Highland cows and resident farm cats, explore the Georgian farmhouse and steading inside and out, and don't miss our Ayrshire cattle being milked (February–October approx).

Turn the page to explore the museum!



Walking to the museum



Milking byre



Farmhouse



Seasonal lambing pen

For your safety on the farm please:

- Follow all signage and staff instructions
- Do not feed the animals
- Do not eat or smoke
- Do not climb on the farm equipment
- Wash your hands before leaving

Pregnant women should avoid contact with ewes and lambs.

Join us

Become a Member today to receive free or reduced admission to four museums and special exhibitions. Enjoy special offers, events, *Explorer* magazine and discounts in our shops.

Join at the ticket desk or online:
www.nms.ac.uk/membership
 National Museums Scotland
 Scottish Charity, No. SC 011130

Keep in touch

Be the first to get all the latest news. Visit www.nms.ac.uk/signup to receive our regular e-newsletter.

Our other museums

Enjoyed your visit? Why not take a trip to one of our other museums:
National Museum of Scotland
National Museum of Flight
National War Museum
 See our website for details:
www.nms.ac.uk

National Museum of Rural Life
 Wester Kittochside, Philipshill Road
 East Kilbride G76 9HR
 0300 123 6789

Images © Ruth Armstrong Photography and National Museums Scotland August 2017



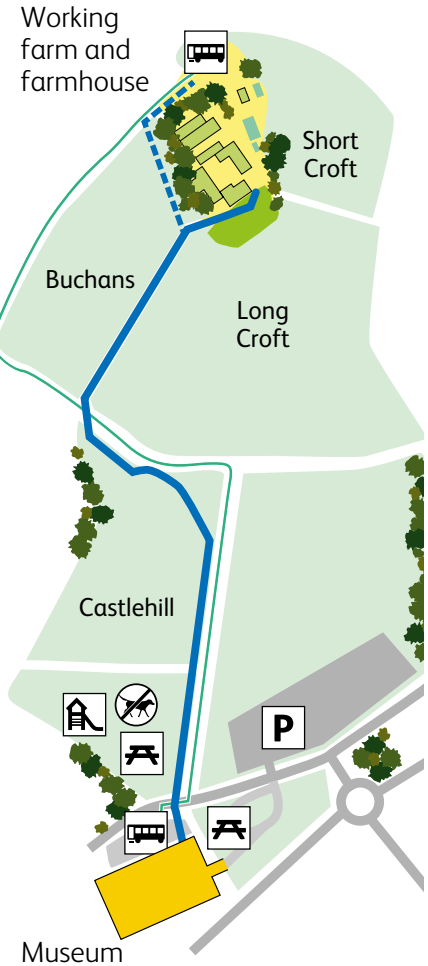
National
Museum of Rural Life
 Scotland

Map

Get your wellies on!

National Museum of Rural Life

Working farm and farmhouse



See who's in the fields



Footpath (10 mins)



Farm Explorer (7 mins)

Get on board or take a stroll

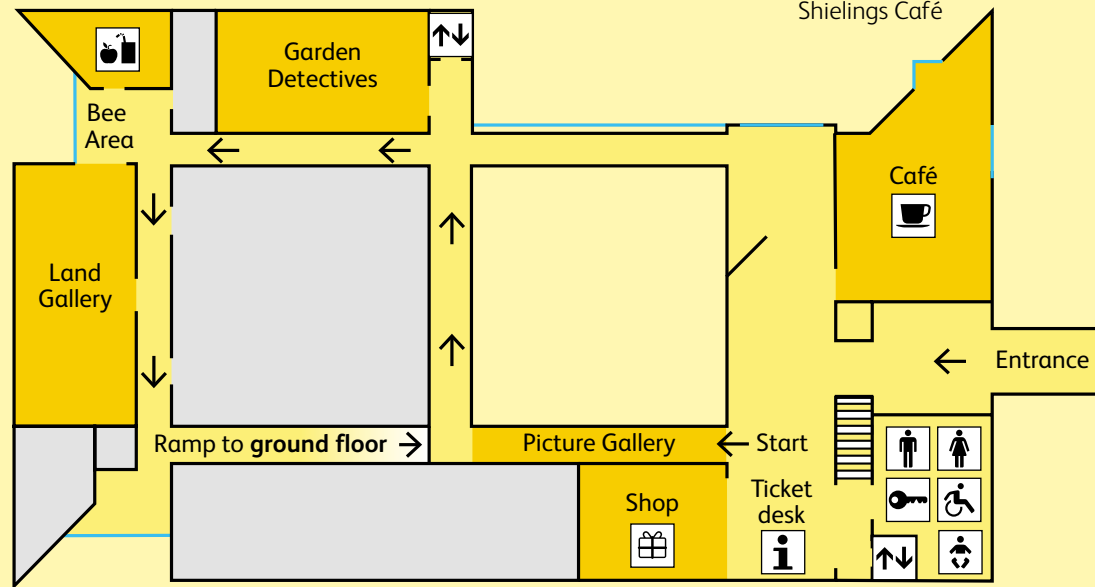
Walking to the farm takes about 10 minutes or you can ride the Farm Explorer – book your free ticket at the museum ticket desk.

- | | | |
|-----------------------------|-------------------|---------------------|
| Information and ticket desk | Picnic area | Lockers |
| Parking | Toilets | School lunch room |
| Farm Explorer pick-up point | Accessible toilet | School cloakroom |
| Changing room | Lifts | Footpath |
| Hand wash area | Café | Accessible footpath |
| Play area | Shop | Farm Explorer route |
| | | No dogs |

Museum

How have rural home life, farming and the landscape changed in 300 years? Visit the galleries to uncover the story of Scotland's rural history. See collections of tools, models and machinery, discover stories of life on the land, and explore the great outdoors in *Garden Detectives*, our interactive family friendly gallery.

First floor



Shielings Café

Garden Detectives

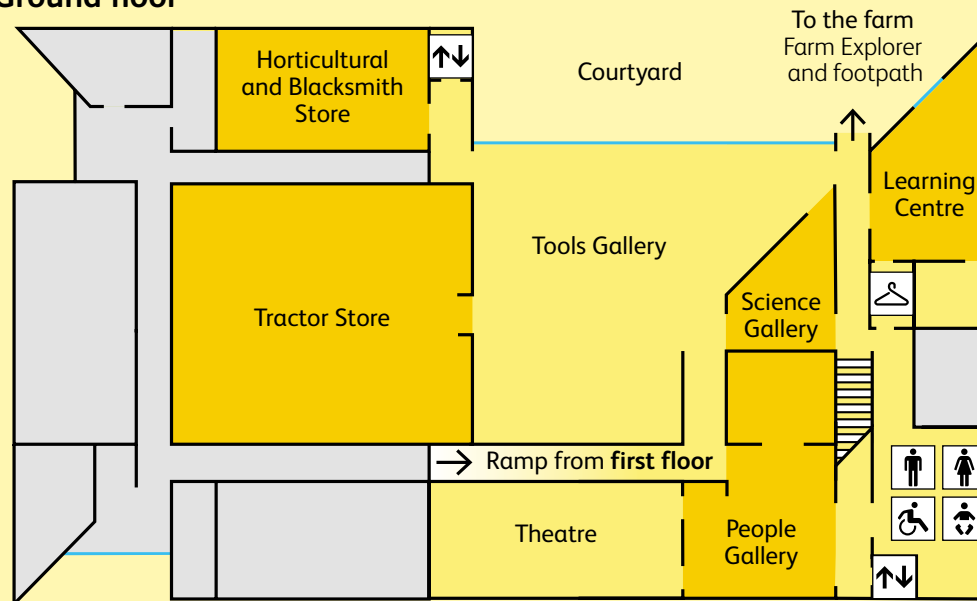


Bee Area



Tractor Store

Ground floor



Tools Gallery

Turn the page to explore the farm!

