

Teachers

This guide is for a self led groups visiting the National War Museum. You can edit and adapt to use with your class.

We are going to the National War Museum

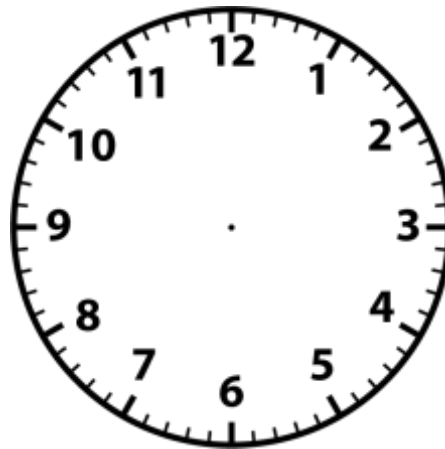


The National War Museum is in Edinburgh Castle.



We are visiting the National War Museum on

We will be leaving school at



Castle Entrance



We will arrive at Edinburgh Castle. An adult will have to go over the drawbridge to collect our tickets while we wait on the Castle Esplanade.

Ticket Collection



Our tickets will be collected from this building. The adult will then return to the Castle Esplanade to give us our own individual ticket.

Castle Entrance



Once we have our own ticket we will be able to enter Edinburgh Castle.

Ticket Collection



We will need to show our tickets to the member of staff waiting here.

Travelling to the National War Museum



Once we have shown staff our tickets we will need to make our way along this path to the National War Museum.

Travelling to the National War Museum



Sometimes it can be very busy so we need to make sure we stay with our adults.

Travelling to the National War Museum



Follow the path down the hill. Please be careful as there might be some moving vehicles.

Travelling to the National War Museum



We will arrive at Hospital Square and see the statue of Earl Haig on his horse.

Museum Entrance



The National War Museum entrance is on the left. An adult will go in and introduce themselves to a member of the museum staff.

Reception



Once our group is ready we can all enter the museum via the reception. We will find the shop here too.


Inside the museum it might be quite busy so we need to use our indoor voices.

Visitor Experience Assistant



We will meet a Visitor Experience Assistant who can answer our questions or help if we need it. They wear uniforms that look like this.

When travelling around the National War Museum we might need to use the stairs or lift.



Stairs



Lift

Some people might find parts of the museum quite dark.



These are the toilets at the Museum.



The hand dryers are very loud.



We will exit the War Museum through this door.



We will be back at Hospital Square ready to leave the National War Museum.



We can eat our lunch outside and borrow a picnic blanket to sit on. The corner of Hospital Square is a sheltered spot.



If we have any litter or recycling we can put it in the bins provided.


We can [plan our visit](#) by using the museum website. We can explore the rest of the Castle during our day out.



We will leave the Castle at



We will go back to school.



Our topic is

- **Add in what you are planning on looking at**
e.g.
 - WW1
 - WW2

If you want to add in pictures of some of the museums' objects you can search the collections here:

<http://www.nms.ac.uk/explore/search-our-collections/>

This could be a fun pre-visit planning activity.