

# Working farm and farmhouse



Experience the sights, sounds and smells of our 1950s working farm. Look out for our pigs, sheep, hens, Clydesdale horses, Highland cows and resident farm cats, explore the Georgian farmhouse and steading inside and out, and don't miss our Ayrshire cattle being milked (February–October approx).

**Turn the page to explore the museum!**



Farmhouse and ornamental garden



Stables



Walking to the museum



Milking byre



Farmhouse



Seasonal lambing pen

National Museums Scotland Scottish Charity, No. SC011130

Images © Ruth Armstrong Photography and National Museums Scotland August 2019



## For your safety on the farm please:

- Follow all signage and staff instructions
- Do not feed the animals
- Do not eat or smoke
- Do not climb on the farm equipment
- Wash your hands before leaving

**Pregnant women should avoid contact with ewes and lambs.**

## Annual Pass – pay once, visit all year

Tickets are valid for unlimited visits for 12 months from the date of purchase (some events attract a small supplement). Terms and conditions apply. [nms.ac.uk/annualpass](https://nms.ac.uk/annualpass)

## Keep in touch

Be the first to get all the latest news. Visit [nms.ac.uk/signup](https://nms.ac.uk/signup) to receive our regular enewsletter.

## Our other museums

Enjoyed your visit? Why not take a trip to one of our other museums:  
**National Museum of Scotland**  
**National Museum of Flight**  
**National War Museum**  
 See our website for details:  
[nms.ac.uk](https://nms.ac.uk)

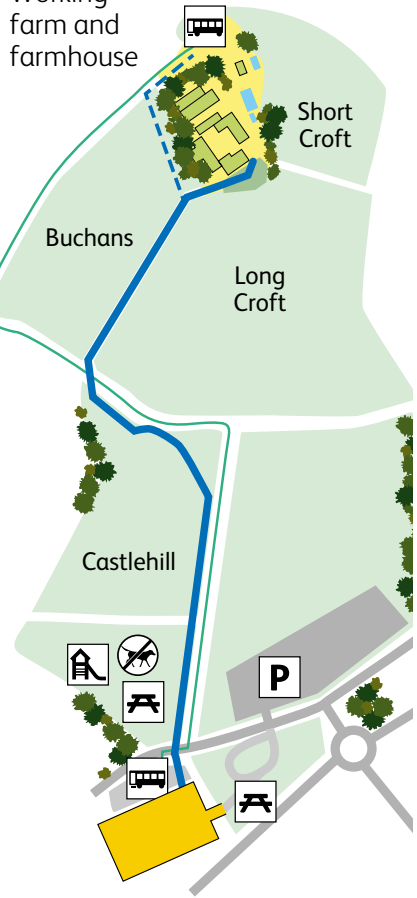
**National Museum of Rural Life**  
 Wester Kittochside, Philipshill Road  
 East Kilbride G76 9HR  
 0300 123 6789

# Map

Get your wellies on!

# National Museum of Rural Life

Working farm and farmhouse



See who's in the fields



Footpath (10 mins)



Farm Explorer (7 mins)

Museum

## Get on board or take a stroll

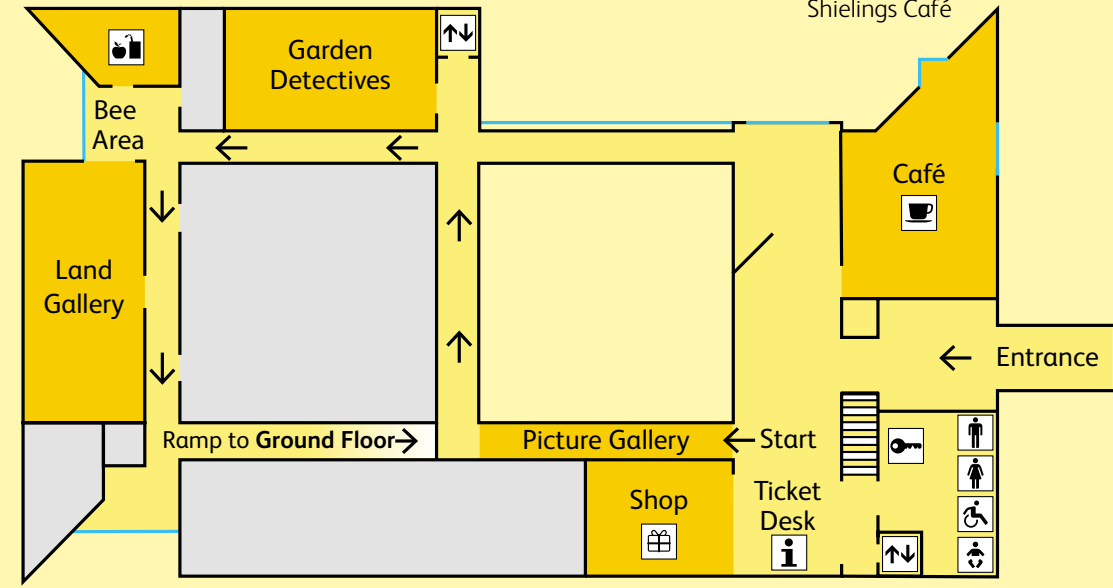
Walking to the farm takes about 10 minutes or you can ride the Farm Explorer – book your free ticket at the museum ticket desk.

- |                             |                   |                     |
|-----------------------------|-------------------|---------------------|
| Information and ticket desk | Picnic area       | Lockers             |
| Parking                     | Toilets           | School lunch room   |
| Farm Explorer pick-up point | Accessible toilet | School cloakroom    |
| Changing room               | Lifts             | Footpath            |
| Hand wash area              | Café              | Accessible footpath |
| Play area                   | Shop              | Farm Explorer route |
|                             |                   | No dogs             |

# Museum

How have rural home life, farming and the landscape changed in 300 years? Visit the galleries to uncover the story of Scotland's rural history. See collections of tools, models and machinery, discover stories of life on the land, and explore the great outdoors in *Garden Detectives*, our interactive family friendly gallery.

## First floor




Shielings Café



Garden Detectives

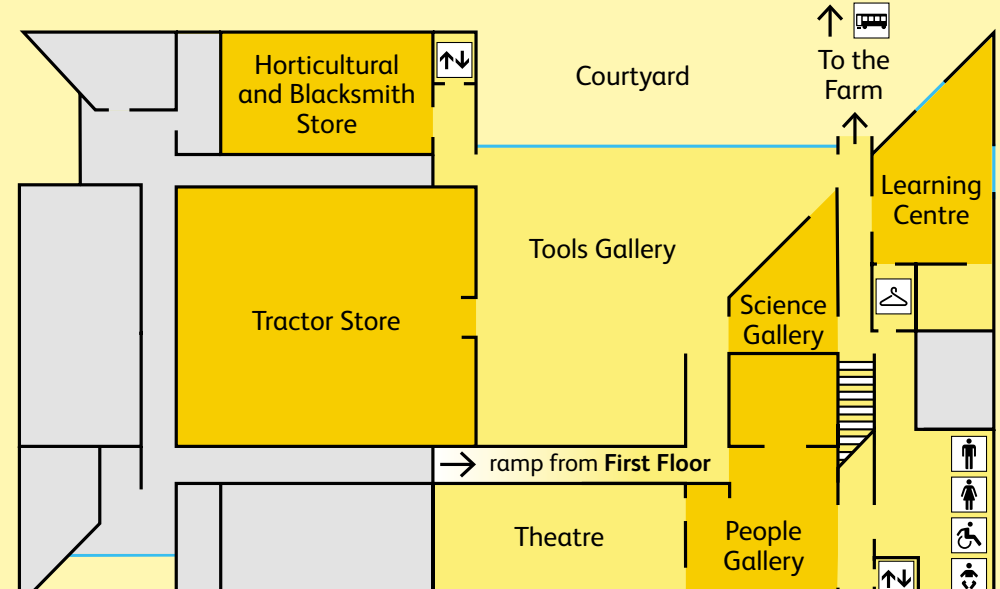


Bee Area



Tractor Store

## Ground floor



Tools Gallery

Turn the page to explore the farm!