



Museum archives

Compiled by Emma Robinson

March 2013

Museum archives

Contents	Page
1. Directors' Papers	3
• Letterbooks	3
• Correspondence	3
▪ General	3
▪ Exhibitions	4
▪ Lectures, Films and Talks	4
▪ Friends of the Royal Scottish Museum	5
▪ Lauriston Castle Trust	5
▪ Confidential Correspondence	5
• Miscellaneous	5
• Special Files	5
• National Committees and Reports	5
2. Other Museum Records	5
• Annual Reports	5
• Edinburgh University Natural History Museum – daily, weekly and annual report books	5
• Press cuttings scrapbooks	6
• Miscellaneous	6
• Museum of Scotland Project	7
• Royal Museum Project	7
3. Museum Registers	8
• Original registers	8
• Microfilmed registers	
4. Original watercolours; photographs of museum interior and exterior; architectural plans; photographs of museum directors and individuals; ephemera; posters.	10
• Watercolours	10
• Photographs, architectural plans and posters	11
• Framed photographs of Directors and Staff	27
This material also includes miscellaneous illustrations and ephemeral items such as original opening invitation.	
5. Natural History Photographs and Illustrations	27

1. Directors' Papers

Directors' Papers : Letterbooks (1861-1937)

Extent: 30 volumes

		General
	1861-1863	
	1863-1868	
	1869-1873	
	1874-1881	
	1881-1887	
	1887-1891	
	1891-1896	
	1896-1900	
	1900-1912	
	1912-1913	
	1914-1915	
	1916-1919	
	1919-1921	
	1921-1922	
	1922-1923	
	1923-1924	
	1924-1925	
	1925-1926	
	1926-1927	
	1927-1928	
	1928-1930	
	1930-1931	
	1931-1932	
	1932-1935	
	1935	
	1935-1936	
	1936-1937	
		Science and Art department
	1865-1877	
	1877-1891	
	1891-1903	
		Personnel
	1874-1893	

Directors' Papers : Correspondence Files (1793-1982: mainly 1900's)

Extent: 43 boxes

		General
No ref.	1938, 1978	NMAS correspondence re. appointment of Directors (Keepers)
No ref.	1919, 1921, 1928, 1934, 1935	Collected 1960 and weeded in 1970's
Box 1.1	1793, 1850's,	Mainly on gifts and loans

	1901, 1920-1936	
Box 1.2	1937	
Box 1.3	1938 (Jan-Jun)	
Box 1.4	1938 (Jul-Dec)	
Box 1.5	1939 (Jan- Jun) 1939 (Jul-Dec)	A-N
Box 1.6	1939 (Jul-Dec) 1940-1941	O-Z
Box 1.7	1942-1943 1944	A-K
Box 1.8	1944 1945	L-Z
Box 1.9	1946-1947	
Box 1.10	1948-1949	
Box 1.11	1950-1951	
Box 1.12	1952-1953	
Box 1.13	1954-1955	
Box 1.14	1956-1957	
Box 1.15	1958-1960	
Box 1.16	1961 (Aug-Dec) 1962-1964	
Box 1.17	1965-1966	
Box 1.18	1967-1968	
		Exhibitions
Box 2.1	1936-1938 1937	Exhibitions: Coronation Exhibitions: Coronation continued
Box 2.2	1937 1939 1945-1946 1949-1951 1951	
Box 2.3	1951-58	
Box 2.4	1959-1962	
Box 2.5	1963-1965	
Box 2.6	1966-1968	
Box 2.7	1969-1970	
Box 2.8	1971-1972	
Box 2.9	1973-1974	
Box 2.10	1974-1975	
Box 2.11	1975-1976	
Box 2.12	1977	
Box 2.13	1978	
Box 2.14	1979	
Box 2.15	1980-1982	
		Lectures, Films and Talks
Box 3.1	1962-1963	Correspondence, leaflets, etc.
Box 3.2	1964-1965	
Box 3.3	1966-1967	
Box 3.4	1968-1971	
Box 3.5	1971-1975	
Box 3.6	1976-1978	
Box 3.7	1979-1980	
Box 3.8	1981-1982	

Box 3.9	1982-1983 1963-1981	Evening lectures and films: posters
		Friends of the Royal Museum of Scotland: Correspondence
Box 4.1	1964-1969	
Box 4.2	1970-1977	
Box 4.3	1962-1972	
Box 4.4	1973-1978	
Box 4.5	1979-1983	
		Lauriston Castle Trust
Box 5.1	1926-1930	Lauriston Castle Trust
		Confidential Correspondence
Box 6.1	1919-1923	Personnel, Financial
Box 6.2	1957-1961	Personnel, Financial and Confidential
		Miscellaneous
Box 7.1	1957-1961	Mainly concerned with gifts, purchases and loans
Box 7.2	1957-1961	Various topics
		Special Files
Box 8.1	1920's-1930's 1930-1950	Notes on Museum contents Minutes to Secretary
Box 8.2	1951-1961	Minutes to Secretary
Box 8.3	1936-1939 n.d. 1930-47 1927-1939 1940	Draft catalogues and lectures Draft guide to the Hugh Miller Collection by Dr BN Peach Loan requests Loan receipts Lists of books sent to Royal Botanic Garden, Edinburgh
		National Committees and Reports
Box 9.1	1958-1961 1961-1965 1962 1966	Minutes of the Reviewing Committee on Exports of Works of Art " Standing Commission on Museums and Galleries: Review of Provincial Museums and Galleries (draft, 2 copies) Council for Museums and Galleries in Scotland: Survey Report of Development Officer

2. Other Museum Records

Other Museum Records - Annual Reports		
1855 - 1863	Industrial Museum of Scotland	
1864 - 1903	Edinburgh Museum of Science and Art	
1904 - 1984	Royal Scottish Museum (Triennial Report from 1970-1984)	
October 1985- March 1987	National Museums of Scotland First Report	
1987 – to date	National Museums of Scotland Annual Report	
	For a detailed survey of the early annual reports see: Swinney, G.N. Reporting on the museum: the annual reports of the Edinburgh Science and Art. <i>Archives of Natural History</i> 29(1): 99-108, 2002.	
Other Museum Records - Edinburgh University Natural History Museum Report Books		
	1822-1825	Daily Report Books
	1825-1829	Daily Report Books
	1829-1830	Daily Report Books

	1834-1836	Annual Report Books
	1845-1846	Daily Report Books (2 nd Series)
	1846-1848	Daily Report Books (2 nd Series)
	1848	Daily Report Books (2 nd Series)
	1848-1849	Daily Report Books (2 nd Series)
	1849-1850	Daily Report Books (2 nd Series)
	1850-1852	Daily Report Books (2 nd Series)
	1852-1854	Daily Report Books (2 nd Series)
		Index to Museum Daily Report Books (2 nd Series) Vols I-XI only (contemporary) Combined index to vols I-XV (modern)
	1822-1824	Weekly Report Books
	1824-1828	Weekly Report Books
	1828-1831	Weekly Report Books Index to Vols. I-V
		4 boxes of miscellaneous EU(NH) material
Other Museum Records – Press Cuttings		
	1857-date	Scrapbooks of newspaper cuttings on NMS and related topics
	1921-1975	Scrapbooks of cuttings, Natural History Department
Other Museum Records – Miscellaneous		
	1870-1901	Edinburgh Museum of Science and Art: Query Book (mainly on finance and administration, not collections)
Placed at Ms. 069(411) Edi. RSM 1907	1907-1913	On spine: "Minute Book" Mostly copies of letters and extracts of correspondence received and sent at the Royal Scottish Museum between 1907-1913.
Placed at Ms. 069(411) Edi. RSM 1907	1907-1986	Royal Museum of Scotland Visitors' Book
	1910's- 1920's	Quarterly accounts of guides to the Museum
	1930's	Sale of postcards (1 vol)
"List of objects the property ..." placed at Ms. 069(411) Edi. RSM/L	1939-1961, 1987	File containing Diana Smith's 1987 listing of museum archives; "List of Objects the Property of the Royal Scottish Museum on loan to HM Office of Works, 122 George Street, Edinburgh)
	1950's	Royal Scottish Museum history: 3 box files; Sir Norman Kinnear's biographies of donor's filed by general taxonomic group (e.g. birds, mammals etc.)

Other Museum Records – Museum of Scotland Project	
Location: Special Collections Ms.069(411) Edi. MoS/E	<i>The Museum of Scotland General Arrangement Architectural Plans, scale 1:200 (1995)</i>
Location: Special Collections Ms.069(411)Edi. NMS	<i>Prospect: newsletters of the Museum of Scotland Campaign.</i> Edinburgh: Museum of Scotland. Campaign Office. 1994-99.
Location: Special Collections 069(411) Edi. MoS 1996	<i>The Museum of Scotland project. Reference manual (1994)</i>
Location: Research Library REF 069.09411 MOS	McKean, C. (2000) <i>The Making of the Museum of Scotland</i> , Edinburgh: NMS Publishing
Other Museum Records – Royal Museum ‘Masterplan’) Project	
Extent: 2 boxes (1 inside the other)	
	Box 1
RMP.2012.0020	The Royal Museum Project ‘Making a world of Difference’ Campaign Manual
RMP.2012.0021	Exhibition proposals HLF Stage 2 Application
RMP.2012.0022	Royal Museum concept design. Presentation to the trustees 19.05.06
RMP.2012.0023	Royal Museum Project. Interim Scheme Design: Ground Floor. Presentation to the Trustee 22.06.07
RMP.2012.0024	Royal Museum Project. Exhibition Outline. May 2010 x 3 copies
RMP.2012.0025	Print-out of PowerPoint presentation ‘The Royal Museum Project’ for HLF visit 4 December 2006
RMP.2012.0026	Royal Museum master Plan Visitor Consultation Research Report. Ballantyne Mackay Consultants, November 2003
RMP.2012.0027	The ADAPT Trust Access Audit Report of Royal Museum Masterplan, October 2004
	Box 2 - ephemeral material inc. press cuttings
RMP.2011.0001	Gala dinner invite
RMP.2011.0002	‘Save the date’ for opening gala dinner & RSVP
RMP.2011.0004	Copy of Sir Angus Grossart, Chairman of the Board of Trustees’ personal invitation
RMP.2011.0005	Copy of Dr Gordon Rintoul, Director of National Museums Scotland, gala dinner menu
RMP.2011.0006	Gala dinner list of attendees
RMP.2011.0007	Opening gala dinner programme and menu booklet
RMP.2011.0008	Invitation to drinks reception and private review & RSVP
RMP.2011.0011	Invitation to drinks & canapés reception
RMP.2011.0012	Invite to opening reception & RSVP
RMP.2011.0013	Press view invite & RSVP
RMP.2011.0014	Invitation to ‘Wall of Wonders’ insight evening & RSVP
RMP.2011.0015	Gold marketing ‘brochure’ issued to all donors and attendees of gala opening events
RMP.2011.0009	2 copies of postcard ‘book’ handed out on opening day. 4 postcards: sulphur butterfly; Afghanistan chyrpy; guitar; brass nocturnal.
RMP.2011.0016	Boxed gold marketing ‘brochure’ issued to all trustees

RMP.2011.0017	Launch campaign selected press cuttings
RMP.2011.0018	Launch campaign marketing highlights
RMP.2011.0019	Launch campaign list of broadcast coverage [includes 3 cd-roms containing radio and TV coverage]
RMP.2011.0020	The Royal Museum Project. Your museum is changing. Trifold leaflet.
RMP.2011.0021	The Royal museum Project. Making a world of difference. Large card trifold leaflet.
RMP.2011.0022	The Royal museum Project. Making a world of difference. A4 brochure.
RMP.2011.0023	Launch campaign online coverage





3. Museum registers








Museum Registers and Catalogues		
Extent: Original copies now with Collections Management department. Microfilmed copies available.		
		Museum Registers
1	1855-1858	Register of Museum Specimens
2	1858-1864	Register of Museum Specimens
3	1864-1873	Register of Museum Specimens
4	1873-1880	Register of Museum Specimens
5	1880-1884	Register of Museum Specimens
6	1884-1888	Register of Museum Specimens
7	1888-1892	Register of Museum Specimens
8	1892-1898	Register of Museum Specimens
9	1898-1903	Register of Museum Specimens
10	1903-1908	Register of Museum Specimens
11	1908-1913	Register of Museum Specimens
12	1914-1919	Register of Museum Specimens
13	1920-1922	Register of Museum Specimens
14	1923-1926	Register of Museum Specimens
15	1927-1930	Register of Specimens - Art and Ethnographical Department
16	1931-1935	Register of Specimens - Art and Ethnographical Department
17	1936-1944	Register of Specimens - Art and Ethnographical Department
18	1944-1953	Register of Specimens - Art and Ethnographical Department
19	1953-1956	Register of Specimens - Art and Ethnographical Department
20	1956-1959	
21	1959-1961	
22	1961-1964	
23	1964-1966	
		Museum Registers : Indexes
	1855-1892	Name Index to Volumes 1-7
	1855-1892	Specimen Index to Volumes 1-7
		Art Registers
Reel 1	Register 1 Register 2	1855-1858 1858-1864
Reel 2	Register 3 Register 4	1864-1873 1873-1880
Reel 3	Register 5	1880-1884








	Register 6	1884-1888
Reel 4	Register 7 Register 8	1888-1892 1892-1986
Reel 5	Register 9 Register 10	1898-1903 1903-1908
Reel 6	Register 11 Register 12	1908-1913 1914-1919
Reel 7	Register 13 Register 14	1920-1922 1923-1926
Reel 8	Register 15 Register 16	1927-1930 1931-1935
Reel 9	Register 17 Register 18	1936-1944 1944-1953
Reel 10	Register 19 Register 20	1953-1956 1956-1959
Reel 11	Register 21 Register 22	1959-1961 1961-1964
Reel 12	Register 23	1964-1966
		Natural History Registers of Specimens
Reel 1	Frames 322	1812-1853 1859-1860
Reel 2	Frames 247 Suppl. Reg. Frames 196	1861-1869 1866-1867
Reel 3	Frames 525	1870-1878 1878-1885
Reel 4	Frames 506	1886-1890 1890-1893
Reel 5		1894-96
Reel 6	Frames 598	1896-1898 1899-1900
Reel 7	Book 1 Book 2	1901-1904 1904-1907
Reel 8	Book 3 Book 4	1907-1911 1928-1949
Reel 9	Book 1	1911-1915
Reel 10	Book 2	1915-1921
Reel 11	Book 3	1921-1927
Reel 12	Book 5	1950-1962
		Geology Register of Specimens
Reel 1	Vol. I Vol. II	1813.1-1859.508 1860.5-1876.63
Reel 2	Vol. III Vol. IV	1877.1-1884.60 1855.3-1890.114.2028
Reel 3	Vol. V Vol. VI Plus	1890.114.2029-1897.47 1897.51-1899.179 1886.515-1886.516
Reel 4	Vol. VII Vol. VIII	1900.4-1924.300 1925-1957.1
Reel 5	Vol. IX Vol. X Plus	1957.1.5718-1963.59 1964.1-1968.67.76 1968.15
Reel 6	Vols I & II	Mineral Collection Bruce Collection 1954.1-1954.16.








	Vol.III	Neilson Collection 1911.62.10,000-10,093 1911.62.1824-1997
Reel 7	Vol I Vol.II Vol. I Vol.II Vol.I	Dunlop Collection 1-5148 Dunlop Collection 5500-7910 Neilson Collection 2000-6565 Neilson Collection 6800-9801 Gubbin Collection 1911.5.1-1911.5.11,492
		Miscellaneous
	1855-1856	Industrial Museum of Scotland: Catalogue
	1857-1873	Industrial Museum of Scotland: List of Specimens
	1865-1886	Edinburgh Museum of Science and Art: Specimens on loan
	1912-1913	Livingstone Exhibition Loan Register



**4. Original watercolours; photographs of museum interior and exterior; architectural plans; photographs of museum directors and individuals; ephemera; posters.
(*Finding List 3)**

Watercolours, photographs, architectural plans and posters	
Watercolours	
Id. no.	Description
IS.2009.11 	"National Museum of Scotland" [Royal Museum] Watercolour (mounted) (LIB019) The watercolour is said to be by Francis Fowke, the architect of the Museum, and was exhibited, by special arrangement, in the Royal Scottish Academy in February 1862. Two printed labels affixed to mount "National Museum of Scotland. Designed by Captain Fowke, R.E. Executed under the superintendence of Robert Matheson, Esq. Of Her Majesty's Board of Works" Dimensions: 21.2 x 36.6 cms.
IS.2009.13 	Interior of Museum [Royal Museum] showing glass roof. Includes other features not present in the final design. Watercolour (mounted) Handwritten in ink: "Interior of Museum" and [signature?] "Francis Fowke". (LIB021) Dimensions: 53.0 x 34.4 cms
IS.2009.12 	North Elevation [Royal Museum] Watercolour (mounted) Handwritten in ink: "North Elevation" and [signature?] "Francis Fowke". C.1860. (LIB020) This perspective watercolour represents Francis Fowke's second proposal for the Edinburgh Museum of Science and Art. Dimensions: 29.2 x 36.5 cms
Photographs, architectural plans and posters	
IS.2009.1 	Western wall of the Main Hall, between 1866 and 1874. Photograph. (LIB005). Rare photograph shows the temporary western wall of the Great Hall of the Museum, before the second phase of construction. The view is taken from the first landing on the staircase in the south eastern corner of the great hall. Dimensions: 8.7 x 10.5 cms.

IS.2009.2	Enlarged modern print of IS.2009.1.
<p data-bbox="185 176 409 205">IS.2009.3</p> 	<p data-bbox="436 176 1477 302">The Main Hall with gas lighting, between 1880 and 1902. Photograph. (LIB006). Potographic print taken from a glass plate, made between 1880 and 1902, when electric lighting was installed in the Museum. Dimensions: 16.1 x 21.1 cms</p>
<p data-bbox="185 413 409 443">IS.2009.4</p> 	<p data-bbox="436 413 1487 539">External view of Edinburgh Museum of Science and Art from Brown Square, c.1900. Mounted photograph. (LIB007). Photograph was made from a very large glass plate (the same size as the print), probably by the museum photographer Dimensions: 22.1 x 29.1cms</p>
<p data-bbox="185 613 409 642">IS.2009.5</p> 	<p data-bbox="436 613 1328 667">The Main Hall, looking west, c.1890. Mounted photograph. (LIB013). Dimensions: 24.1 x 29.1 cms.</p>
<p data-bbox="185 854 409 884">IS.2009.6</p> 	<p data-bbox="436 854 1495 1014">The Main Hall, looking east, c.1890. Mounted photograph. (LIB014). Photograph taken as part of a series of views inside the Museum. It shows the spectacular collection of architectural plaster casts that formed such an impressive part of the Museum's collection in the nineteenth century. Dimensions: 24.0 x 28.8 cms</p>
<p data-bbox="185 1106 409 1136">IS.2009.7</p> 	<p data-bbox="436 1106 1503 1287">The West wing, looking south, c.1890. Mounted photograph. (LIB015). Photograph taken as part of a series of views inside the Museum and contact printed from a glass negative of the same size. The view includes the collections of machinery, shipbuilding and lighthouses on the ground floor and the ethnographic collection on the first. Dimensions: 24.0 x 28.5 cms</p>
<p data-bbox="185 1348 409 1377">IS.2009.7/1</p> 	<p data-bbox="436 1348 1503 1579">Postcard, sent from C. Hay Murray to Dr. Allan, at the Public Museums in Liverpool in 1930. His message reads: 'Here today, Not a patch on "our" Museum. Seen some of their staff & had useful talks with them. More later, C. Hay Murray'. Date: 1930 (date of postmark) c.1920 (possible date of publication) Material: Cream coloured card Dimensions: 13.9 x 8.9 cms. (LIB002)</p>
<p data-bbox="185 1625 409 1654">IS.2009.7/2</p> 	<p data-bbox="436 1625 1487 1856">Print based on the watercolour view by Francis Fowke and is a later (and smaller) version of the print sealed in a glass jar, and placed inside the foundation stone of the Museum. Print inscribed, "W & A. K. Johnston, Edinburgh" and appeared as a frontispiece to the 1869 catalogue of the collection and in many other Museum publications. Date: 1861 (date of first publication) Dimensions: 7.8 x 14.5 cms (LIB009)</p>
<p data-bbox="185 1894 409 1923">IS.2009.7/3</p>	<p data-bbox="436 1894 1479 1946">Engraved letter by Thomas Croxen Archer, 1867 – formal request to exhibitors to donate industrial specimens</p>

	<p>Material: Wove writing paper Dimensions: 27.4 x 42.6 (folded) (LIB010)</p>
<p>IS.2009.7/4</p> 	<p>View of the Great Hall showing large mahogany and glass display cases, designed by Francis Fowke in 1861, standing on the floor or on tables. Also showing the Pisa Pulpit. Date: 1881 Material: Photograph laid down on card with bevelled, gilt edges. Dimensions: 10.0 x 15.3 cms (LIB008)</p>
<p>IS. 2009. 7/5</p> 	<p>Photographic postcard, 1932 of Great Hall showing two of the display cases (lower right corner), supplied to the Natural History Museum in the University of Edinburgh. Date: 1932 (date of photograph) Dimensions: 8.3 x 13.7 cms</p>
<p>IS.2009.7/6</p> 	<p>Photograph showing four views of zoology, geology, ethnography, machinery, art & archaeology collections. Date: unknown Dimensions: 28.5 x 24.5 cms</p>
<p>IS.2009.7/7</p> 	<p>Two photographs (reprints) c. 1890-1900 showing hall in East Wing, looking north. Mammals, birds, whale skeleton etc. Date: c. 1890-1900? Dimensions: 24 x 13.5 cms</p>
<p>IS.2009.7/8</p> 	<p>Reprint of photograph of Main Hall with plaster casts & lighthouses. Grills in floor. Date: 1800s? After 1881 (Pisa pulpit) Dimensions: 25 x 19 cms</p>
<p>IS. 2009.7/9</p> 	<p>Photography of Main Hall, exact date not known. Believed to be between 1881 and 1902. Dimensions: 30 x 25.5 cms</p>

<p>IS.2009.7/10</p> 	<p>Colour postcard of Main Hall. c.1974 Dimensions: 10.5 x 15 cms</p>
<p>IS.2009.7/11</p> 	<p>A plate from James Grant's 'Cassell's Old and New Edinburgh', 1882 (date of publication) Material: Engraving on wove paper Dimensions: 25.8 x 18.3 cms (LIB038)</p>
<p>IS.2009.8</p> 	<p>Coloured poster giving information about the Royal Scottish Museum, n.d. Three copies. (LIB016). Poster printed in-house as a blank that could be updated with appropriate text. The border was drawn by the anonymous TW or WT. Original art work has long since vanished and this later lithographic copy of border and text combined, was still in use in the late 1970's. Dimensions: 30.0 x 43.0 cms</p>
<p>IS.2009.9</p> 	<p>The East wing, looking north, c.1890. Mounted photograph. (LIB017). Dimensions: 24.5 x 29.0 cms</p>
<p>IS.2009.10</p> 	<p>Engraved view of Edinburgh from the north by John Sulman. Supplement to the <i>Illustrated London News</i>, 18 July 1868. (LIB018).</p>
<p>IS.2009.14</p> 	<p>Poster advertising a fireworks display on the occasion of the laying of the foundation stones of the new Post Office and the Industrial Museum, 23 Oct. 1861. (LIB023).</p>
<p>IS.2009.15</p> 	<p>Plan of the museum of the Society of Antiquaries of Scotland, 1781. An inscription on the back, signed by the Earl of Buchan, states that the plan had been approved by the Committee of the Society. Pen and watercolour. (1737(44)). (LIB048).</p>

<p>IS.2009.16</p> 	<p>Plan [by William Burn or David Bryce?] of the third or Museum floor, 131 George Street [more probably 24 George Street], 1843. An inscription on the back, signed by David Laing and others, states that this is the plan referred to in the agreement of lease between the Edinburgh Life Assurance Company and the Society of Antiquaries. Pen and watercolour. (LIB307).</p>
<p>I.S.2012.1</p>	<p>Photographic postcard of exterior of Royal Scottish Museum. Art and Ethnographical Series, No.1 Date: 1932 (date of photograph) Dimensions: 8.8 x 13.7 cms</p>
<p>IS.2009.17</p>	<p>The Main Hall filled with scaffolding, [1902?] Photograph</p>
<p>IS.2009.18</p>	<p>The Bird Hall. Photograph</p>
<p>IS.2009.19</p>	<p>The Animal Hall, east wing, after 1902. Photograph</p>
<p>IS.2009.20</p> 	<p>The Main Hall, looking west, before 1902. Photograph. See G.N. Swinney, 'Gas lighting in British museums' (1999), p.127.</p>
<p>IS.2009.21</p>	<p>The Main Hall, showing plaster casts, after 1902. Photograph.</p>
<p>IS.2009.22</p>	<p>The Hall of Power, west wing, looking north, before 1902. Mounted photograph.</p>
<p>IS.2009.23</p>	<p>The Hall of Power, west wing, looking north, before 1902. Unmounted photograph.</p>
<p>IS.2009.24</p>	<p>View of the lighting in the Main Hall, c.1902. Photograph. See G.N. Swinney, 'Gas lighting in British museums' (1999), p.135.</p>
<p>IS.2009.25</p>	<p>Photograph of a statue of an armed Highlander. Two views in one print.</p>
<p>IS.2009.26</p>	<p>Fishpond in the new entrance hall of the Royal Scottish Museum, c.1960-65. Mounted photograph. Numbered A98.</p>
<p>IS.2009.27</p>	<p>'Protected species III: polythene-wrapped elephant... during renovations.' Acrylic painting by Bernie O'Donnell, 1989. Mounted.</p>
<p>IS.2009.28</p>	<p>Packet of 16 slides of plans and drawings of Chambers Street building.</p>
<p>IS.2009.29</p>	<p>'Industrial Museum Edinburgh' from the north. Tinted print by W. & A.K. Johnston, [early 1860s]. (Acc. 13671)</p>
<p>IS.2009.30</p>	<p>Engraving of front elevation of the Royal Scottish Museum. Scale 1/16th inch to one foot.</p>
<p>IS.2009.31</p>	<p>Detail from Sulman's engraved view of Edinburgh in the Supplement to the <i>Illustrated London News</i>, 18 July 1868, showing the site of the Museum. Mounted photograph, 20th cent.</p>
<p>IS.2009.32</p>	<p>Blank invitation to the inauguration of the Edinburgh Museum of Science and Art, 19 May 1866.</p>
<p>IS.2009.33</p>	<p>Names and addresses of Royal Scottish Museum staff 1936</p>
<p>IS.2009.34</p>	<p>Names and addresses of Royal Scottish Museum staff 1937</p>
<p>IS.2009.35</p>	<p>Names and addresses of Royal Scottish Museum staff 1938</p>
<p>IS.2009.36</p>	<p>Names and addresses of Royal Scottish Museum staff 1939</p>
<p>IS.2009.37</p>	<p>Floor plans of the Royal Scottish Museum showing the placing of different subjects, n.d. Pasted onto the back of a poster for a concert on the occasion of the laying of the foundation stone of the North Bridge, 25 May 1896.</p>
<p>IS.2009.38 A</p>	<p>Royal Scottish Museum plans.</p>
<p>IS.2009.38 B</p>	<p>Ground floor. Two copies</p>
<p>IS.2009.39</p>	<p>Royal Scottish Museum plans. First floor.</p>

IS.2009.40	Royal Scottish Museum plans. Second floor.
IS.2009.41	Royal Scottish Museum plans. Ground floor showing numbered galleries and subjects.
IS.2009.42	Royal Scottish Museum plans. First floor showing numbered galleries and subjects.
IS.2009.43	Royal Scottish Museum plans. Second floor showing numbered galleries and subjects
IS.2009.44	Royal Scottish Museum. Plans of Technology Block extension. H.M. Office of Works, 1934-36. Plan of ground floor, 1934. Scale: 1/8 inch to 1 foot. Drawing no. 1.
IS.2009.45	Royal Scottish Museum. Plans of Technology Block extension. H.M. Office of Works, 1934-36. Plan of first floor, 1934. Scale: 1/8 inch to 1 foot. Drawing no. 2.
IS.2009.46	Royal Scottish Museum. Plans of Technology Block extension. H.M. Office of Works, 1934-36. Plan of second floor, 1934. Scale: 1/8 inch to 1 foot. Drawing no. 3.
IS.2009.47	Royal Scottish Museum. Plans of Technology Block extension. H.M. Office of Works, 1934-36. Plan of second floor, 1934. Second copy with annotations.
IS.2009.48	Royal Scottish Museum. Plans of Technology Block extension. H.M. Office of Works, 1934-36. Lay-out of wall cases, 1936. Scale: 1/8 inch to 1 foot. Drawing no. 2468.
IS.2009.49	Royal Scottish Museum. Plans of Technology Block extension. H.M. Office of Works, 1934-36. Details of wall cases. Full size. Drawing no. 2469.
IS.2009.50	Royal Scottish Museum. Plans of Technology Block extension. H.M. Office of Works, 1934-36. Details of wall case, 1936. Full size. Drawing no. 2470.
IS.2009.51	Royal Scottish Museum. Plans of Technology Block extension. H.M. Office of Works, 1934-36. Cases around well, first floor. Scale: 1 inch to 1 foot. Drawing no. 2471.
IS.2009.52	Royal Scottish Museum. Plans of Technology Block extension. H.M. Office of Works, 1934-36. Pier cases, first floor, 1936. Scale: 1 inch to 1 foot. Drawing no. 2472.
IS.2009.53	Royal Scottish Museum. New Lecture Hall. Amended sketch plan, H.M. Office of Works, 1938. Scale: 1.25 inches to 20 feet.
IS.2009.54	Royal Scottish Museum. Temporary Exhibit Hall and Store. Ground floor plan. Scale: 1.25 inches to 20 feet. H.M. Office of Works, 1925. Sheet no. 2.
IS.2009.55 A IS.2009.55 B IS.2009.55 C	North West Wing plans, 1964. Basement, with plan of lift well and motor room. Scale: 1/2 inch to 1 foot. Three copies.
IS.2009.56 A IS.2009.56 B	North West Wing plans, 1964. Ground floor, with plan of lift well and store. Scale: 1/2 inch to 1 foot. Two copies
IS.2009.57 A IS.2009.57 B	Floor plan of a room. Scale: 1/4 in. to 1 foot. Two copies.
IS.2009.58	Royal Scottish Museum. 'Wrought iron railings contract. Plan of second floor.' H.M. Office of Works. Scale: 1.25 inches to 10 feet. Numbered '2'.
IS.2009.59	Royal Scottish Museum. Technological Department. Plans for case of Bessemer converter. Scale: 1 inch to the foot. H.M. Office of Works, 1931. Drawing no. 662.
IS.2009.60	Plan of case layouts for Geological Survey Gallery 37 and Scottish Minerals Hall 38. Scale: 1 inch to 4 feet.
IS.2009.61	Case lay-out of Machinery Hall. Signed ARH, 1940.
IS.2009.62	Plan of case layout for the Technology Hall, ground floor.
IS.2009.63	Plan of case layout for a small gallery.
IS.2009.64	'Proposed arrangement of casing for optical experiments,' showing cases in the

	Science Gallery corridor. Scale: ½ inch to 1 foot.
IS.2009.65	Case lay-out for Scottish Geology display. Scale: 1 inch to 4 feet.
IS.2009.66	Royal Scottish Museum. Introductory Hall of Applied Science showing case lay-out. A.R.H., 1955. Negative photostat.
IS.2009.67	Pencil sketch of case lay-out for a display on power.
IS.2009.68	Pencil sketch of themes in an exhibition on power.
IS.2009.69	Pencil plan, possibly of case lay-outs. Scale: ½ inch to 1 foot.
IS.2009.70	Royal Scottish Museum exhibition, 'Scottish Everyday Art,' 1935. Designs by Rowand Anderson Paul and Partners. Plan showing lay-out of exhibition. Scale: ¼ inch to 1 foot.
IS.2009.71	Royal Scottish Museum exhibition, 'Scottish Everyday Art,' 1935. Designs by Rowand Anderson Paul and Partners. Longitudinal sections of map and wall displays. Scale: ¼ inch to 1 foot.
IS.2009.72	Royal Scottish Museum exhibition, 'Scottish Everyday Art,' 1935. Designs by Rowand Anderson Paul and Partners. Drawing showing map on end wall. Scale: 2.5 inches to 10 feet.
IS.2009.73	Royal Scottish Museum exhibition, 'Scottish Everyday Art,' 1935. Designs by Rowand Anderson Paul and Partners. 'The Dining Room.' Scale: ½ inch to 1 foot.
IS.2009.74	'Empire exhibition Scotland 1938. South Scottish pavilion. Proposed lay out of the Hall of History.' Scale: 1.25 inches to 10 feet. Drawn by R.Mervyn Noad and Wallace, Architects, Glasgow.
IS.2009.75	'Electricity & Productivity exhibition, 21 st -25 th October 1963. Floor plans of main and side halls, Royal Scottish Museum.' Scale: 1.5 inches to 10 feet.
IS.2009.76	'Electricity & Productivity exhibition, 21 st -25 th October 1963. Design for cases, July 1963.
IS.2009.77	'Arrangement of pig beds for blast furnace for model in the Royal Scottish Museum, Edinburgh,' 1907. Scale: 3/16 inch to 1 foot. Produced by the Glengarnock Iron and Steel Company. Plan 2291.
IS.2009.78	Display on explanation of flight: Coloured diagram showing thrust and drag.
IS.2009.79	Display on explanation of flight: Coloured diagram showing lift and weight.
IS.2009.80	Sketch plan and notes, possibly for display on electricity
IS.2009.81	'Museum of Science and Arts, Edinburgh. Electric lighting. Diagram showing system of piping,' 1901. [Plan no.?] 387.
IS.2009.82	Diagram showing components of solar radiation.
IS.2009.83	Small diagram relating to infra-red rays and radar frequencies.
IS.2009.84	Diagram showing the stages in production from iron ore of different types of steel.
IS.2009.85	Pencil designs for a support for a motor (?)
IS.2009.86	Drawing of a shaft marked up for alterations.
IS.2009.87	'Details of cylinders.' Half a sheet of designs by the Technological Department, Royal Scottish Museum, 1951. Negative photostat.
IS.2009.88-89	Two plans for transfer and storage of crates.
IS.2009.90-91	Two diagrams relating to nuclear fuel production (?) Fig. 1. Element discharge and disposal.' 'Fig. 2. Arrangement in Pond.'
IS.2009.92	Plans for sleepers produced by the German State Railways, 1908-09. Holzquerschwellen-Oberbau, Schienenform X, Stossbrücke.
IS.2009.93	Plans for sleepers produced by the German State Railways, 1908-09. Eisenquerschwellen-Oberbau, Schienenform X, Rippenschwellen. Oldenburger-Form.
IS.2009.94	Plans for sleepers produced by the German State Railways, 1908-09.

	Eisenquerschwellen-Oberbau, Schienenform X, Rippenschwellen. Innenseite des Gleises.
IS.2009.95	Painting of two oriental figures making pots(?)
IS.2009.96	Painting of a partially flooded mine-shaft (?)
IS.2009.97	Pencil drawing, possibly a longitudinal section of a display.
IS.2009.98	Centenary celebrations, 1954. A folder of congratulatory correspondence, certificates, etc.
IS.2009.99	Names of people holding a press conference for the Museum of Scotland Architectural Competition, 1991.
IS.2009.100 A, B, C	Blank certificates for first and second prize-winners and finalists in the Museum of Scotland Architectural Competition, 1991.
IS.2009.101	Artist's impressions by Alex Brown of the interior of the Museum of Scotland. Three watercolours mounted on boards. Entrance to the Kingdom of the Scots.
IS.2009.102	Artist's impressions by Alex Brown of the interior of the Museum of Scotland. Three watercolours mounted on boards. High cross in the Kingdom of the Scots.
IS.2009.103	Artist's impressions by Alex Brown of the interior of the Museum of Scotland. Three watercolours mounted on boards. Carved arch in the Kingdom of the Scots.
IS.2009.104	Draft plans for displays in the new Museum of Scotland. Photocopies of typescripts with illustrations and notes.
IS.2009.105	Music scores for the opening of the Museum of Scotland, 1998. Fanfare by Peter Maxwell Davies. Photocopy.
IS.2009.106	Aire an dualchais' by P S. Manuscript.
IS.2009.107-8	Two plates from <i>Facsimiles of National Manuscripts of Scotland</i> , part II (1870). One folder. (Acc. 6426) Pl. XXIV. Declaration of Arbroath, 1320. Pl. XLIIIB. Declaration settling succession to the Crown among the sons of Robert II, 1373.
IS.2010.1	Edinburgh Museum of Science and Art. Printed plans of the east wing (ground floor). Scale: 62 mm to 100 feet. Plan of existing building, 1870.
IS.2010.2(A-E)	Edinburgh Museum of Science and Art. Printed plans of the east wing (ground floor). Scale: 62 mm to 100 feet. Plan incorporating Argyle Square, 1870. Five copies.
IS.2010.3(A-H)	Edinburgh Museum of Science and Art. Printed plans of the east wing (ground floor). Scale: 62 mm to 100 feet. Plan showing extension under construction, 1871. Eight copies.
IS.2010.4(A-B)	Edinburgh Museum of Science and Art. Plans of ground, first and second floors. Printed, with MS annotations. Scale: 62 mm to 100 feet. Two sheets.
IS.2010.5	Edinburgh Museum of Science and Art. Outline plan of first floor. Scale: 83 mm to 100 feet.
IS.2010.6	Edinburgh Museum of Science and Art. Plan of ground, first and second floors with named galleries.
IS.2010.7	Edinburgh Industrial Museum. Plan. 19 th cent. Scale: 1.5 in. to 10 feet. Longitudinal section.
IS.2010.8	Edinburgh Industrial Museum. Plan. 19 th cent. Scale: 1.5 in. to 10 feet. Transverse section.
IS.2010.9	Edinburgh Industrial Museum. Plan. 19 th cent. Scale: 1.5 in. to 10 feet. Plan of second or principal floor.
IS.2010.10	Industrial Museum, Edinburgh. Coloured plan of basement floor showing piping, 1869. Scale: 1 in. to 10 feet.
IS.2010.11	Edinburgh Industrial Museum. "Completion of Industrial Museum. 1884." Plans of

	the foundations and basement. Scale: 1 in. to 10 feet. Drawing no. 1.
IS.2010.12	Edinburgh Industrial Museum. Proposed alterations of Lecture Hall, North-East Wing. 1896. Scale: 1.25 in. to 10 feet.
IS.2010.13	Edinburgh Industrial Museum. Proposed alterations at end of S.W. Wall, 1887. Photocopy of a plan from the Edinburgh Dean of Guild Court.
IS.2010.14	Royal Scottish Museum extension. Administration block. 1911. Photocopy of a plan from the Edinburgh Dean of Guild Court.
IS.2010.15	Royal Scottish Museum block plan showing proposed extensions. 1913. Photocopy of a plan from the Edinburgh Dean of Guild Court.
IS.2010.16	Royal Scottish Museum block plan. 1930. Photocopy of a plan from the Edinburgh Dean of Guild Court.
IS.2010.17	Royal Scottish Museum site plan. New lecture hall. 1938. Photocopy of a plan from the Edinburgh Dean of Guild Court.
IS.2010.18	Museum of Science and Arts. Plans of electric lighting, 1901. Scale: 1 in. to 10 feet. (For a related plan, see IS.2009.81.) Basement plan. (390.)
IS.2010.19	Museum of Science and Arts. Plans of electric lighting, 1901. Scale: 1 in. to 10 feet. (For a related plan, see IS.2009.81.) Ground plan. (391.)
IS.2010.20	Museum of Science and Arts. Plans of electric lighting, 1901. Scale: 1 in. to 10 feet. (For a related plan, see IS.2009.81.) Second floor plan. (388.)
IS.2010.21	Museum of Science and Arts. Plans of electric lighting, 1901. Scale: 1 in. to 10 feet. (For a related plan, see IS.2009.81.) Sections of Machinery Hall, Zoology Hall and Great Hall, and detail of roof. (392.)
IS.2010.22-23	Royal Scottish Museum. Outline plans of first and second floors. Two sheets.
IS.2010.24-26	Royal Scottish Museum. Coloured plans of ground, first and second floors. Subjects of some displays are shown on the first and second floors. Three sheets
IS.2010.27(A-B)	Royal Scottish Museum. Plan of ground, first and second floors with gallery numbers and subjects of display. Two copies.
IS.2010.28-30	Royal Scottish Museum. Colour reference plans of ground, first and second floors, with gallery numbers and subjects of display. Scale: 104 mm to 100 feet.
IS.2010.31-33	Royal Scottish Museum. Outline plans of the ground, first and second floors including south extension. Three sheets.
IS.2010.34-35	Royal Scottish Museum. Coloured floor plans of ground and first floor with proposed south extension. With MS notes of displays. Scale: 60 mm to 100 feet
IS.2010.36-38	Royal Scottish Museum. Proposed extension to south. Sketch plans of basement, ground and first floors, 1928. Three plans.
IS.2010.39-40	Royal Scottish Museum. Proposed extension. Two coloured sketch plans, Oct. and Nov. 1933. Scale: 1/16 in. to 1 foot.
IS.2010.41	Royal Scottish Museum. Proposed extension, n.d. Blueprint plans. Overall site plan. Scale: 1 in. to 40 feet.
IS.2010.42	Royal Scottish Museum. Proposed extension, n.d. Blueprint plans. Basement plan. Scale: 1 in. to 40 feet.
IS.2010.43	Royal Scottish Museum. Proposed extension, n.d. Blueprint plans. Basement floor plan. Scale: 1 in. to 40 feet.
IS.2010.44	Royal Scottish Museum. Proposed extension, n.d. Blueprint plans. Ground floor plan. Scale: 1 in. to 40 feet.
IS.2010.45	Royal Scottish Museum. Proposed extension, n.d. Blueprint plans. First floor plan. Scale: 1 in. to 40 feet.
IS.2010.46	Royal Scottish Museum. Proposed extension, n.d. Blueprint plans. New Administration block. Cross section. Scale: 1.25 in. to 10 feet.

IS.2010.47	Royal Scottish Museum. Proposed extension, n.d. Blueprint plans. New Administration block. Ground floor plan. Scale: 1.25 in. to 10 feet.
IS.2010.48	Royal Scottish Museum. Proposed extension, n.d. Blueprint plans. New Administration block. First floor plan. Scale: 1.25 in. to 10 feet.
IS.2010.49	Royal Scottish Museum. Proposed extension, n.d. Blueprint plans. New Administration block. Second floor plan. Scale: 1.25 in. to 10 feet.
IS.2010.50	Royal Scottish Museum. Basement floor plan. Scale: 55 mm to 100 feet. Photostat.
IS.2010.51	Royal Scottish Museum. Main Hall, coloured plan of walls and permanent fixtures. With pencil annotations of displays. Scale: 1/16 th in. to 1 foot.
IS.2010.52	Royal Scottish Museum. Main Hall, coloured plan of walls and permanent fixtures, showing access points. Scale: 1/16 th in. to 1 foot.
IS.2010.53	Royal Scottish Museum. Temporary exhibit hall and store, 1925. 1/16 in. to 1 foot. Basement plan. Sheet no. 1.
IS.2010.54	Royal Scottish Museum. Temporary exhibit hall and store, 1925. 1/16 in. to 1 foot. First floor plan. Sheet no. 3.
IS.2010.55	Royal Scottish Museum. Temporary exhibit hall and store, 1925. 1/16 in. to 1 foot. Second floor plan. Sheet no. 4.
IS.2010.56	Royal Scottish Museum. New main staircase, 1930. Scale: 1.25 in. to 10 feet. Basement and ground floor plans. Drawing no. 1.
IS.2010.57	Royal Scottish Museum. New main staircase, 1930. Scale: 1.25 in. to 10 feet. First and second floor plans. Drawing no. 2.
IS.2010.58	Royal Scottish Museum. New main staircase, 1930. Scale: 1.25 in. to 10 feet. Sections. Drawing no. 3.
IS.2010.59	Royal Scottish Museum. Cellar 3. Plan and elevations. Scale: 1:50. Drawing no. SM 508/50.
IS.2010.60	Royal Scottish Museum. Proposed new lecture hall, 1938. Scale: 1/16 in. to 1 foot. (For a related plan see IS.2009.53.)
IS.2010.61-62	Royal Scottish Museum. Amended sketch plans of proposed new lecture hall, 1938. Two copies, No. 62 has MS annotations.
IS.2010.63-64	Royal Scottish Museum. Two alternative plans of the Library. Two sheets.
IS.2010.65	Royal Scottish Museum. Proposed extension of machinery hall, 1928. Scale: 1/16 in. to 1 foot. Basement plan.
IS.2010.66	Royal Scottish Museum. Proposed extension of machinery hall, 1928. Scale: 1/16 in. to 1 foot. Ground floor plan.
IS.2010.67A-B	Royal Scottish Museum. Proposed extension of machinery hall, 1928. Scale: 1/16 in. to 1 foot. First floor plan. Two copies.
IS.2010.68	Royal Scottish Museum. Proposed extension of machinery hall, 1928. Scale: 1/16 in. to 1 foot. Second floor plan.
IS.2010.69A-B	Royal Scottish Museum. Technology Block extension, 1934. Scale: 1/8 in. to 1 foot. (For related plans, see IS.2009.44-45.) Plan of ground floor. Drawing no. 1. Two copies.
IS.2010.70A-C	Royal Scottish Museum. Technology Block extension, 1934. Scale: 1/8 in. to 1 foot. (For related plans, see IS.2009.44-45.) Plan of first floor. Drawing no. 2. Three copies.
IS.2010.71	Royal Scottish Museum. Technology Block extension, 1934. Scale: 1/8 in. to 1 foot. (For related plans, see IS.2009.44-45.) Section through centre, looking south. Drawing no. 5.
IS.2010.72	Royal Scottish Museum. Technology Block extension, 1934. Scale: 1/8 in. to 1 foot. (For related plans, see IS.2009.44-45.) Section through staircase and West elevation to lane.
IS.2010.73	Royal Scottish Museum. Plan of School Gallery (communications, navigation, etc.), 1936. Scale: ¼ in. to 1 foot.

IS.2010.74	Royal Scottish Museum. Hall of Mining and Metallurgy, proposed layout, 1945. Scale: ¼ in. to 1 foot.
IS.2010.75	Royal Scottish Museum. Plan of the Hall of Power, showing positions of exhibits, 1945.
IS.2010.76	Royal Scottish Museum. Layout of Introductory Hall of Applied Science, 1955. Scale: 1/2 in. to 1 foot.
IS.2010.77	Royal Scottish Museum. Technological Introductory Hall, provisional layout, Feb. 1956. Scale: ½ in. to 1 foot. Coloured plan.
IS.2010.78	Royal Scottish Museum. Technological Introductory Hall, provisional layout, 1956, amended 1964. Scale: ½ in. to 1 foot. Draft version.
IS.2010.79	Royal Scottish Museum. Technological Introductory Hall, provisional layout, 1956, amended 1964. Scale: ½ in. to 1 foot. Printed version.
IS.2010.80	Royal Scottish Museum. North West Wing. Basement plan, 1964. Scale: ½ in. to 1 foot.
IS.2010.81	Royal Scottish Museum. North West Wing. Ground Floor plan, 1964. Scale: ½ in. to 1 foot.
IS.2010.82	Royal Scottish Museum. North West Wing. Ground Floor plan, c.1968. Scale: ¼ in. to 1 foot.
IS.2010.83	Royal Scottish Museum. North West Wing. Ground Floor preliminary layout, 1968. Scale: ¼ in. to 1 foot.
IS.2010.84	Royal Scottish Museum. North West Wing. Ground Floor, Technology, preliminary layout, 1968. Scale: ¼ in. to 1 foot. Drawing 3.
IS.2010.85	Royal Scottish Museum. Ground Floor Technology plan, 1970.
IS.2010.86	Royal Scottish Museum. Department of Technology. North-West Wing, ground floor plan, 1970. Scale: ¼ in. to 1 foot. Drawing no. DOT 35.
IS.2010.87	Royal Scottish Museum. North West Wing, Ground Floor, Technology. Spiral stair position to Basement, 1967. Scale: ¼ in. to 1 foot. Drawing 1.
IS.2010.88	Royal Scottish Museum. North West Wing, Ground Floor, Technology. Spiral stair position to Basement, 1967. Showing positions of Dilly Engine, water wheel, etc. Scale: ¼ in. to 1 foot. Drawing 1.
IS.2010.89	Royal Scottish Museum. Department of Technology. North-West Wing. Ground floor, details of holes in floor, 1967. Adapted to show overall layout. Scale: ¼ in. to 1 foot. Drawing no. DOT 4, issue 2A.
IS.2010.90	Royal Scottish Museum. Department of Technology. North-West Wing. Ground floor, installation details for Cobb Beam engine, 1967. Scale: ½ in. to 1 foot. Drawing no. DOT 8, issue 1.
IS.2010.91	Royal Scottish Museum. Department of Technology, Hall of Power (Hall 13). Plan of layout, 1968. Scale: ¼ in. to 1 foot. Drawing no. D.O.T. 18.
IS.2010.92	Royal Scottish Museum. Department of Technology, Hall of Power (Hall G21). Plan of layout, 1968, revised 1971. Scale: ¼ in. to 1 foot. Drawing no. D.O.T. 1
IS.2010.93	Royal Scottish Museum. Department of Technology, Future Hall of Power (Hall 13). Sketch plan of layout, Dec. 1968. Drawing no. D.O.T. 19.
IS.2010.94	Royal Museum of Scotland. Department of Technology. Plan of future Hall of Power (Hall 13), showing positions of exhibits, 1968. Scale: ¼ in. to 1 foot. Drawing no. DOT 19.
IS.2010.95	Royal Scottish Museum. North West Wing. Ground Floor. Plan of lighting, 1968. Scale: ¼ in. to 1 foot. Drawing no. D.O.T. 20.
IS.2010.96	Royal Scottish Museum. Department of Technology. North-West Wing. Ground floor lighting, 1968. Scale: ¼ in. to 1 foot. Drawing no. DOT 20, issue 1.
IS.2010.97(A-B)	Royal Scottish Museum. North West Wing, Ground Floor, Technology. Ceiling details, 1969. Scale: ¼ in. to 1 foot and 1 in. to 1 foot. Drawing 3C. Two copies.
IS.2010.98(A-B)	Royal Scottish Museum. North West Wing, Ground Floor, Technology. Reflected ceiling plan showing light fittings, 1968. Scale: ¼ in. to 1 foot. Drawing E1. Two copies.

IS.2010.99	Royal Scottish Museum. North West Wing, Ground Floor, Technology. Reflected ceiling plan showing light fittings. Lighting to beam engine and water wheel revised, 1969. Scale: ¼ in. to 1 foot. Drawing E1R.
IS.2010.100	Royal Scottish Museum. Department of Technology. Layout of VC10 and Comet display on Gallery 38, 1969. Scale: ½ in. to 1 foot and 1 in. to 1 foot. Drawing no. D.O.T. 25.
IS.2010.101	Royal Museum of Scotland. Department of Technology. Drawings for possible display of Spitfire above Hall of Power, 1969. Scale: ¼ in. to 1 foot. Drawing no. DOT 27.
IS.2010.102	Royal Scottish Museum. Department of Technology. Possible display of Spitfire above Hall of Power, 1971. Scale: ¼ in. to 1 foot. Drawing no. D.O.T. 27.
IS.2010.103(A-D)	Royal Museum of Scotland. Department of Technology. Approximate weight distribution for proposed Spitfire Gallery (1.21), 1971. Scale: ¼ in. to 1 foot. Drawing no. DOT 43. Four copies.
IS.2010.104	Royal Museum of Scotland. Department of Technology. Hall of Power, 1 st Floor Gallery 21. Proposed new platform for Spitfire, 1971. Scale: ¼ in. to 1 foot. Drawing XK1/71/20. With a copy of a related letter from the Senior Civil Engineer, 20 June 1969.
IS.2010.105	Royal Scottish Museum. Department of Technology. Gallery 18 (aircraft, fishing boats, etc). Model of gallery, 1968. Scale: ¼ in. to 1 foot and ½ in. to 1 foot. Drawing no. D.O.T. 12A.
IS.2010.106A-B	Royal Scottish Museum. Department of Technology. Gallery 18 – First Floor. Space flight display 1968. Scale: ¼ in. to 1 foot. Two copies with slight variations. Drawing no. D.O.T. 1.
IS.2010.107	Royal Scottish Museum. Department of Technology. Gallery 18 (aircraft, fishing boats, etc). Plans of display of Gull and Hawk gliders, 1968. Scale: ¼ in. to 1 foot and ½ in. to 1 foot. Drawing no. D.O.T. 12.
IS.2010.108	Royal Scottish Museum. Department of Technology. Gallery 18 (aircraft, fishing boats, etc). Plan of fishing boat layout, 1968. Scale: ¼ in. to 1 foot and ½ in. to 1 foot. Drawing no. D.O.T. 12.
IS.2010.109	Royal Scottish Museum. Department of Technology. Gallery 18 (aircraft, fishing boats, etc.) Plan of shipping layout. Photocopy.
IS.2010.110A-B	Royal Scottish Museum. Department of Technology. North-West Wing. Designs for display of ship models. Scale: 1 in. to 1 foot. Drawing no. DOT 39. Two sheets.
IS.2010.111	Royal Scottish Museum. North West Wing. Sketch of layout of ship models case, 1971. Scale: 1 in. to 1 foot. Drawing no. DOT 39.
IS.2010.112	Royal Scottish Museum. Department of Technology, Gallery 18. Sketch plan of layout (clocks and watches, photography, telegraphy, etc.). Scale: ¼ in. to 1 foot.
IS.2010.113	Royal Scottish Museum. Department of Technology. Layout for Victorian engineering, 1837-1901. Scale: ¼ in. to 1 foot.
IS.2010.114	Royal Scottish Museum. Case lay-out for Engineering Gallery. Scale: ¼ in. to 1 foot.
IS.2010.115A-C	Royal Scottish Museum. Department of Technology, Hall of Shipping. Plan of windows, 1970. Scale: ¼ in. to 1 foot. 3 copies. Drawing no. D.O.T. 32.
IS.2010.116	Royal Scottish Museum. Department of Technology. North-West Wing. Plan of part of a floor.
IS.2010.117	Floor plan of new Technological Gallery, n.d. Scale: ½ in. to 1 foot. [Possibly below Gallery 3].
IS.2010.118	Floor plan of Geological Collection Gallery 31, n.d. Scale: ¼ in. to 1 foot.
IS.2010.119	Royal Scottish Museum. Technology. One of a set of six drawings of the Hall of Power (G21) and Model Hall (G18), stapled together. Scale: 1/8 in. to 1 foot. Hall of Power, west elevation.

IS.2010.120	Royal Scottish Museum. Technology. One of a set of six drawings of the Hall of Power (G21) and Model Hall (G18), stapled together. Scale: 1/8 in. to 1 foot. Hall of Power, south and north elevation.
IS.2010.121	Royal Scottish Museum. Technology. One of a set of six drawings of the Hall of Power (G21) and Model Hall (G18), stapled together. Scale: 1/8 in. to 1 foot. Hall of power, typical bays, sections.
IS.2010.122	Royal Scottish Museum. Technology. One of a set of six drawings of the Hall of Power (G21) and Model Hall (G18), stapled together. Scale: 1/8 in. to 1 foot. Model Hall, side elevation.
IS.2010.123	Royal Scottish Museum. Technology. One of a set of six drawings of the Hall of Power (G21) and Model Hall (G18), stapled together. Scale: 1/8 in. to 1 foot. Model Hall, end elevation.
IS.2010.124	Royal Scottish Museum. Technology. One of a set of six drawings of the Hall of Power (G21) and Model Hall (G18), stapled together. Scale: 1/8 in. to 1 foot. Model Hall, ground plan.
IS.2010.125	Royal Scottish Museum. Sketch plan of Technology Gallery?
IS.2010.126	Royal Scottish Museum extension. Gallery of Technology. Coloured plan of proposed cases and elevation of wall case, 1924. Scale: 1 in. to 8 feet and 1 in. to 1 foot.
IS.2010.127	Royal Scottish Museum. Coloured designs for mahogany desk cases round open well of Gallery no. 3, second floor, n.d. Drawing no. 1.
IS.2010.128	Royal Scottish Museum. Technology Department. Details of showcase, 1959. Scale: 1 in. to 1 foot. Drawing no.11351.
IS.2010.129	Royal Scottish Museum. North West Wing. Designs for showcases, 1969. Scale: full size. Drawing S3.
IS.2010.130	Royal Scottish Museum. North West Wing. Details of bases of showcases. 1969. Full size. Drawing S4.
IS.2010.131	Royal Scottish Museum. North West Wing. Design for wall case, 1969. Scale: 1 in. and full size. Drawing S11.
IS.2010.132	Royal Scottish Museum. North West Wing. Design for shipping case, 1969. Scale: 1 in. and full size. Drawing S12.
IS.2010.133	Royal Scottish Museum. North West Wing. Design for shipping case, 1969. Scale: 1 in. and full size. Drawing S12. With MS notes concerning fluorescent fittings.
IS.2010.134	Royal Scottish Museum. Designs for cases in the North West Wing, 1970.
IS.2010.135	Royal Scottish Museum. North West Wing. Height of wall showcase no. C1, 1970.
IS.2010.136	Royal Scottish Museum. North West Wing. Plan of showcase no. C2 (Ships), 1970.
IS.2010.137	Royal Scottish Museum. North West Wing. Height of showcase no. C2 (Ships), 1970.
IS.2010.138	Royal Scottish Museum. North West Wing. Design for showcase. Height section through joints in case C2 (Ships), 1970.
IS.2010.139	Royal Scottish Museum. North West Wing. Plan and height of showcase no. C3, 1970.
IS.2010.140	Royal Scottish Museum. Department of Technology. Proposed timescale for reorganization of galleries, 1970-1976. Drawing no. D.O.T. 36.
IS.2010.141	Royal Scottish Museum. Department of Technology. Blank project planning sheet for 1973 to 1982.
IS.2010.142	Royal Scottish Museum. Blank project schedule sheet.
IS.2010.143	Royal Scottish Museum. Plan of Hall G8 storage area, 1972. Scale: ½ in. to 1 foot.
IS.2010.144(A-B)	Royal Scottish Museum. Plan of Hall G9, ground and mezzanine floors with annotations, 1971. Scale: ¼ in. to 1 foot. Two copies. These and the following two plans relate to the development of the Mollusca Study Room.

IS.2010.145	Royal Scottish Museum. Plan of Hall G9, ground and mezzanine floors, lighting installation, January 1972. Scale: ¼ in. to 1 foot.
IS.2010.146	Royal Scottish Museum. Plan of Hall G9, ground and mezzanine floors, lighting installation, March 1972. Scale: ¼ in. to 1 foot.
IS.2010.147	Royal Scottish Museum. Roof plan, 1976.
IS.2010.148	Royal Scottish Museum. Roof plan, 1985.
IS.2010.149	Royal Scottish Museum. Plans for restoration of roof. Phase 1. August 1985-April 1987.
IS.2010.150	Royal Scottish Museum. Plans for restoration of roof. Phase 2. August 1987-April 1989.
IS.2010.151	Royal Scottish Museum. Plans for restoration of roof. Phase 3. April 1989-April 1991.
IS.2010.152A-B	Royal Scottish Museum. Coloured plan of proposed refuge accommodation, 1939. Scale: 1.25 in. to 10 feet. Two copies with slight variations.
IS.2010.153	Royal Scottish Museum. Department of Technology, Hall of Power. Plan of suggested layout for floor power ducts, 1971. Scale: ¼ in. to 1 foot. Drawing no. M20017/32.
IS.2010.154-162	Royal Scottish Museum. Set of nine floor and roof plans (stapled together) showing security points and fire recommendations, 1973. Scale: 1:100. Drawing nos. AB 1001-1009.
IS.2010.163	Royal Scottish Museum. Basement floor plan showing hydrants.
IS.2010.164	Royal Scottish Museum. Roof plan showing fire escapes and hydrants. Scale: 105 mm to 100 feet.
IS.2010.165	Royal Scottish Museum. Restoration Phase III. Power, fire alarm and communications installation. 1990-92. Scale: 1:50. Basement. Drawing no. E941/16.
IS.2010.166	Royal Scottish Museum. Restoration Phase III. Power, fire alarm and communications installation. 1990-92. Scale: 1:50. Basement. Kitchen staff accommodation. Drawing no. E941/17.
IS.2010.167	Royal Scottish Museum. Restoration Phase III. Power, fire alarm and communications installation. 1990-92. Scale: 1:50. Ground floor. Drawing no. E941/18.
IS.2010.168	Royal Scottish Museum. Restoration Phase III. Power, fire alarm and communications installation. 1990-92. Scale: 1:50. First floor. Drawing no. Drawing no. E941/19.
IS.2010.169	Royal Scottish Museum. Restoration Phase III. Power, fire alarm and communications installation. 1990-92. Scale: 1:50. Mezzanine floor. Drawing no. E941/20.
IS.2010.170	Royal Scottish Museum. Restoration Phase III. Power, fire alarm and communications installation. 1990-92. Scale: 1:50. Second floor. Coloured. Drawing no. E941/21.
IS.2010.171	Royal Scottish Museum. Restoration Phase III. Power, fire alarm and communications installation. 1990-92. Scale: 1:50. Lecture block, rooftop offices. Drawing no. E941/22.
IS.2010.172	Royal Scottish Museum. Restoration Phase III. Power, fire alarm and communications installation. 1990-92. Scale: 1:50. Symbol reference chart. Drawing no. E941/31.
IS.2010.173	Royal Scottish Museum. Restoration Phase III. Power, fire alarm and communications installation. 1990-92. Scale: 1:50. Data installation. Drawing no. SK/D1.
IS.2010.174	Royal Scottish Museum. Restoration Phase III. Power, fire alarm and communications installation. 1990-92. Scale: 1:50. MS notes on data.

IS.2010.175	Royal Museum of Scotland. The Darien Building. Plan of Ground Floor, 1980. Scale: 1:50.
IS.2010.176	Royal Museum of Scotland. The Darien Building. Plan of Floor 1, 1980. Scale: 1:50.
IS.2010.177	Royal Museum of Scotland. The Darien Building. Plan of Floor 2, 1980. Scale: 1:50.
IS.2010.178	Royal Museum of Scotland. The Darien Building, Bristo Place. Alterations and machine layout, 1980. Scale: 1:50.
IS.2010.179	Royal Museum of Scotland. The Darien Building. Floor levels related to RSM Shipping Hall, 1980. Scale: 1:100.
IS.2010.180	'F.N.W. Skewback,' 1886. Scale: ½ in. to 1 foot.
IS.2010.181	Royal Scottish Museum. Diagrams of standard electric button switches.
IS.2010.182	Plan of piping. Scale: ½ in. to 1 foot.
IS.2010.183	Royal Scottish Museum. Floor plan showing the path of the Flodden Wall through the Museum, n.d. Scale: 1 mm to 1 foot.
IS.2010.184	Outline plan of gallery containing Japanese Buddha, n.d. Scale: ¼ in. to 1 foot.
IS.2010.185	Royal Scottish Museum. Outline plan of unidentified exhibition area, n.d.
IS.2010.186	Royal Scottish Museum. Plan showing arrangement of cases for glass exhibition, 1943.
IS.2010.187	I.C.E. 150 th Anniversary exhibition. Designs for screens in the Historical Gallery. Drawing no. 10603.
IS.2010.188	Royal Scottish Museum. Textile Gallery. Details of ebonised mahogany exhibition cases for lace, 1926. Drawing CTO.4/438.
IS.2010.189	Sketch of a display case, probably for ornithology, n.d.
IS.2010.190	Royal Scottish Museum. Diagrams for display of rocket. Photocopy.
IS.2010.191	Drawings of different types of open water wheels.
IS.2010.192	Drawing of a steam engine and tender, possibly the 4-4-2 express passenger locomotive 'Waverley', designed in 1906.
IS.2010.193(A-B)	"The Electro-magnetic Spectrum," published by the Science Museum, revised issue, 1960. With a mirror-image copy. Two sheets.
IS.2010.194	Street plan of the Royal Scottish Museum and its environs.
IS.2010.195	East Fortune airfield. Plan showing cable routes and sizes, 1969.
IS.2010.196	East Fortune airfield. Plan of the site with key to numbered buildings. Scale: 1:2500. Photocopy.
IS.2010.197-243	Plans for displays in the Mineral Hall, Royal Scottish Museum, 1973-75.
IS.2010.197	Grid and typestyle for panels in Mineral Hall. Scale: 1/8 th in. to 1 foot. Drawing no. 01.
IS.2010.198	Design for Panel 1, "the Universe", in Mineral Hall, 1973. Scale: 1/8 th in. to 1 foot. Drawing no. 02.
IS.2010.199	Design for Panel 1.1, "the Universe", in Mineral Hall, 1973. Scale: 1/8 th in. to 1 foot. Drawing no. 03.
IS.2010.200	Design for Panel 1.7, "the Universe", in Mineral Hall, 1973. Scale: 1/8 th in. to 1 foot. Drawing no. 04.
IS.2010.201	Design for Panel 2, "Meteorites", in Mineral Hall, 1973. Scale: 1/8 th in. to 1 foot. Drawing no. 05.
IS.2010.202	Design for Panel 3, "the Elements", in Mineral Hall, 1973. Scale: 1/8 th in. to 1 foot. Drawing no. 06.
IS.2010.203	Design for Panel 4, "the Moon", in Mineral Hall, 1973. Scale: 1/8 th in. to 1 foot. Drawing no. 07.
IS.2010.204	Design for Panel 5, "the Solar System", in Mineral Hall, 1973. Scale: 1/8 th in. to 1 foot. Drawing no. 08.
IS.2010.205	Design for Panel 6, "the Earth", in Mineral Hall, 1973. Scale: 1/8 th in. to 1 foot.

	Drawing no. 09.
IS.2010.206	Overall design for Panel 7, "Earth's Story", in Mineral Hall, 1973. Scale: 1/8 th in. to 1 foot. Drawing no. 10.
IS.2010.207-8	Details of Panel 7, "Earth's Story", in Mineral Hall, 1973. Scale: 1/8 th in. to 1 foot. Drawing nos. 11-12.
IS.2010.209	Design for Panel 8, "Evolution of Man" in Mineral Hall, 1973. Scale: 1/8 th in. to 1 foot. Drawing no. 14.
IS.2010.210	Design for Panel 10, "Minerals, Man and the Future", in Mineral Hall, 1973. Scale: 1/8 th in. to 1 foot. Drawing no. 16.
IS.2010.211	Revised design for Panel 10, "Minerals, Man and the Future", in Mineral Hall, 1973. Scale: 1/8 th in. to 1 foot.
IS.2010.212	Detail of type heading for cases in Mineral Hall, 1974. Full scale. Drawing no. 17.
IS.2010.213	Type heading for cases in Mineral Hall, 1974. Full scale.
IS.2010.214	Front elevations of graphic panels and elevation plan of case no. 12 in Mineral Hall, 1974. Scale: 1 in. to 1 foot. Drawing no. 18.
IS.2010.215	Front view of display case no. 13 with details of graphics in Mineral Hall, 1974. Scale: 1 in. to 1 foot. Drawing no. 19.
IS.2010.216	Plan, elevations and sections of case no. 14 in Mineral Hall, 1974. Scale: 1 in. to 1 foot. Drawing no. 20.
IS.2010.217	Plan and front views of case no. 15 in Mineral Hall, 1974. Scale: 1 in. to 1 foot. Drawing no. 21.
IS.2010.218	Elevation, plan and section of case no. 16 in Mineral Hall, 1974. Scale: 1 in. to 1 foot. Drawing no. 22.
IS.2010.219	Front view of panel no. 17, area 2, "the Crust of the Earth," in Mineral Hall, 1974. Scale: 1.5 in. to 1 foot. Drawing no. 23.
IS.2010.220	Front view and graphic details of panels 18, 19 and 20 ("North Sea Oil," "Scottish oil deposits" and "Geological story of Scottish oil") in Mineral Hall, 1974. Scale: 1.5 in. to 1 foot. Drawing no. 24.
IS.2010.221	Plan, elevation, section and graphics for case no. 21 ("Gold") in Mineral Hall, 1974. Scale: 1.5 in. and 3 in. to 1 foot. Drawing no. 25.
IS.2010.222	Plan and elevation of panel no. 22 ("Warning") and case no. 23 ("The most valuable resources") in area 3, Mineral Hall, 1974. Scale: 1.5 in. to 1 foot. Drawing no. 26.
IS.2010.223	Front views of panels 25.1-25.5 in area 3, Mineral Hall, 1974. Scale: 1 in. to 1 foot. Drawing no. 28.
IS.2010.224	Plan, section, elevation and graphic details of case no. 26 in Mineral Hall, 1974. Scale: 1 in., 1.5 in. and 0.25 in. to 1 foot. Drawing no. 29.
IS.2010.225	Plan, elevation and section of case no. 27 ("Scottish Minerals") and panel no. 28 ("Mineral distribution") in Mineral Hall, 1974. Scale: 1.5 in. to 1 foot. Drawing no. 30.
IS.2010.226	Front view of panels 29 and 30 in Mineral Hall, 1974. Scale: 1 in. to 1 foot. Drawing no. 31.
IS.2010.227	Front view of panel no. 31 ("Mineralogy as a hobby"), area 4, Mineral Hall, 1974. Scale: 1.5 in. to 1 foot. Drawing no. 32.
IS.2010.228	Plans elevations and sections of display cases nos. 32 and 33 in Mineral Hall, 1974. Scale: 1 in and 0.25 in to 1 foot. Drawing no. 33.
IS.2010.229	Plan, front elevations and sections of case no. 34 in Mineral Hall, 1974. Scale: 1 in. and 0.25 in. to 1 foot. Drawing no. 34.
IS.2010.230	Plan, elevation and section of case no. 35 ("Cutting and Polishing") in Mineral Hall, 1974. Scale: 1 in., 1.5 in. and 0.25 in. to 1 foot. Drawing no 35.
IS.2010.231	Front elevation of panel 36 ("A basic collection") in area 4, Mineral Hall, 1974. Scale: 1.5 in. to 1 foot. Drawing no. 36.
IS.2010.232	Front elevation of panel no. 37 ("Gems") in area 5, Mineral Hall, 1974. Scale: 1.5 in. to 1 foot. Drawing no. 37.

IS.2010.233	Plan, section and front elevations of Gem Room in area 5 of Mineral Hall, 1974. Scale: 0.5 and 0.25 in. to 1 foot. Drawing no. 38.
IS.2010.234	Details of display system for Gem Room in Mineral Hall, 1974. Scale: 3 in. to 1 foot. Drawing no. 39.
IS.2010.235	Plan, section and front elevations of Gem Room in area 5, Mineral Hall, 1974. Scale: 0.5 and 0.25 in. to 1 foot. Drawing no. 39.
IS.2010.236	Plan, section and front view of case no. 38 in Gem Room, Mineral Hall, 1975. Scale: 1 in. to 1 foot. Drawing no. 40.
IS.2010.237	Front view and plan of panels 7-11 in Mineral Hall, 1975. Scale: 1 in. to 1 foot. Drawing no. 42.
IS.2010.238	Sketch of drill men for panel 18 ("North Sea oil") in Mineral Hall.
IS.2010.239	Sketch of crowd scene for panel 22 ("Warning") in Mineral Hall.
IS.2010.240	Sketch of industrial landscape for panel 25.1 in Mineral Hall.
IS.2010.241	Sketch of "Creation of mineral wealth" for panel 25.2 in Mineral Hall.
IS.2010.242	Sketch of "Affluence in jeopardy" for panel 25.5 in Mineral Hall.
IS.2010.243	Sketch of a professional gem cutter for a panel in the Gem Room, Mineral Hall.
IS.2010.244	Drawing of a Russian-American satellite, [1980s?] Transferred to Department of Science and Technology, July 2010
IS.2012.1	Postcard of the Chambers Street façade of the Royal Scottish Museum.
IS.2012.2	Watercolour of the proposed lecture hall of the Royal Scottish Museum.
IS.2012.3	Poster advertising Saturday evening lectures in the Royal Scottish Museum, 1938-39.
IS.2012.4	Poster concerning a Royal Scottish Museum Jubilee reception, December 1904.
IS.2013.1	Poster advertising Saturday evening lectures in the Royal Scottish Museum, 1937-38.
Framed photographs of Directors and Staff	
George Wilson	
Thomas Archer	
Robert Murdoch Smith	
Francis Grant Ogilvie	
James J Dobbie	
Thomas C Carlaw	
Alexander O. Curle	
Edwin Ward	
Thomas Rowatt	
Museum staff 1875	

5. Natural History Photographs and Illustrations

Many of these items were given to the Department of Natural History via Professor James Ritchie, D.Sc., a former Keeper of Natural History in the Royal Scottish Museum (1921-1930), having previously been an Assistant Keeper for 14 years. In 1930 he left RSM to take the chair of Natural History at the University of Aberdeen. Around this time, he gave RSM the set registered as Z.1930.190. The NMS Natural History department MS registers include the following entry Z.1930.190 :
 -" Series of mounted and framed photographs of scientific men. Presented by Prof. Jas. Ritchie, D.Sc., Natural History Department, The University, Aberdeen". No information is given as to the number of items which were originally registered.

After he later took up the chair in Edinburgh he donated (or was instrumental in causing them to be donated) a further set of portraits (possibly circa 1947?), which included the material associated with John Goodsir, Professor of Anatomy, University of Edinburgh 1840-1867. No records have been located for this donation.

Other items listed here are still of unknown provenance, having been transferred to the care of the Library by Natural History Department staff over the years.

Framed engravings, photographs and drawings	
Charles Darwin framed engraving	"London Published 10 March 1889 by Fine Art Society (Limited), 18 New Bond Street" <i>After a portrait by John Collier, 1883, a copy of which is now in the National Portrait Gallery.</i>
Charles Darwin framed photograph	"Julia Margaret Cameron" in pencil on mount <i>Portrait taken by Julia Margaret Cameron in 1863 - see NPG N8 for details (www.npg.ork.uk)</i> Small stamp on print (sunrise logo with word AUTOTYPE[?] beneath) Also affixed to mount: "Reproduction of one of Charles Darwin's class cards"; "Reproduction of signature of Darwin as a student" "22" in red pencil on back
William Jardine framed sketch	original wash/ink (?) sketch in oval mount label on back "J Maxwell & Son, Printsellers...High Street, Dumfries"
John Hunter framed engraving	"Sir Joshua Reynolds paintr; Wm Sharp sculpt." Annotated typescript label attached to bottom of print: "John Hunter 1728-1793, Scottish Surgeon..."
Erasmus Darwin framed mezzotint engraving	"Erasmus Darwin MD & FRS, London Published May 1 1797 by JR Smith, King Street, Covent Garden" Annotated typescript label attached to bottom of print: "Painted by J Wright Esq. Engraved by IR Smith Mezzotint Engraver..." Stamp on back: DEPARTMENT OF ZOOLOGY, UNIVERSITY OF EDINBURGH Written in hand on back : 1939/44 "Purchased from James Dunn 28 November 1939 J.R. [Prof. James Ritchie]"
Hugh Miller - framed engraving	"Engraved by Bell from Tunny's photograph" "Yours very truly Hugh Miller" Written on back in ink "1930/190" "James Ritchie" 27.5cm x 33.5cm (in frame)
	Edward Forbes Sketches A series of 5 small framed sketches by Professor Edward Forbes when a student 1835-1838 All with annotated typescript label attached to bottom of each print describing the subjects From the collection of: Prof. John Goodsir Donor: Prof. James Ritchie
Sir Charles Bell Framed ink sketch	1774-1842, Professor of Surgery Sketch by Professor Edward Forbes when a student, 1838 Label on back: Zool Dept Univ Edin 1947.1.4
"Anatomy" framed ink sketch	Alexander Monro tertius Sketch by Professor Edward Forbes when a student, 1835 Label on back: Zool Dept Univ Edin 1947.1.6
"The Professor" framed ink sketch	John Wilson 1785-1854. Professor of Moral Philosophy Sketch by Professor Edward Forbes when a student, 1835 Label on back: Zool Dept Univ Edin 1947.1.7
"A Professorial Group" framed ink sketch	James David Forbes, Professor of Maths 1833-1860; Alexander Brunton, Professor of Hebrew 1813-1847; Archdeacon Williams, listening to reading of Prize Essay" Sketch by Professor Edward Forbes when a student, 1838 Label on back: Zool Dept Univ Edin 1947.1.8

"Dr Syntax" framed ink sketch	"Notorious Edinburgh halfwit John Sherriff 1775-1844..." Sketch by Professor Edward Forbes when a student, 1837 Label on back: Zool Dept Univ Edin 1947.1.9
	Photographs of Naturalists Group of 4 small framed photographs All in black wooden frames, with annotated typescript label attached to the bottom of frame All from the collection of Professor James Ritchie (1930.190)
Ramsay Traquair, Sept 1900	"1840-1912" On back in red pencil "31"
Sir John Murray	"1841-1914, Scottish Oceanographer..." On back in red pencil "19"
Sir Charles Wyville Thomsom	"1830-1882, Prof. Natural History Edinburgh University 1870-88; Challenger Expedition..." On back in red pencil "28"
Robert Jameson	"1774-1854 Prof. Natural History... Photographic copy of an engraving by Shenk and MacFarlane" from pencil drawing by L Chemar (Edin. New Phil. Jnl. 1854"
	Miscellaneous All thought to be from the collection of Professor James Ritchie
James Ritchie	"June 1937"
Prof James Hartley Ashworth	
JC Ewart	"Adolf Ecksteinsverlag, Berlin Charlottenburg" On back: "1930.190" "James Ritchie"
William Evans - framed photograph	With an example of Evans's signature. Photograph signed "J Moffat Edin" On back "1930.190"
Benjamin Peach	"1930.190" Geologist, and author of draft catalogue to the Hugh Miller collection - a copy of which is located in the NMS Archive.